

**MONTHLY REPORT OF DISBURSEMENTS**  
For the month of February 2026

Department : Department of Budget and Management (DBM)  
 Agency/Entity : Government Procurement Policy Board-Technical Support Office  
 Operating Unit : < not applicable >  
 Organization Code (UACS) : 06 002 0000000  
 Fund Cluster : 01 - Regular Agency Fund  
 (e.g. UACS Fund Cluster: 01-Regular Agency Fund, 02-Foreign Assisted Projects Fund, 03-Special Account-Locally Funded/Domestic Grants Fund, etc.)

Particulars	Current Year Budget					Prior Year's Budget											SUB-TOTAL	Trust Liabilities				Grand Total					Remarks	
	PS	MOOE	FinEx	CO	TOTAL	Prior Year's Accounts Payable					Current Year's Accounts Payable					TOTAL		PS	MOOE	CO	TOTAL	PS	MOOE	FinEx	CO	TOTAL		
						PS	MOOE	FinEx	CO	Sub-Total	PS	MOOE	FinEx	CO	Sub-Total													
1	2	3	4	5	6=(2+3+4+5)	7	8	9	10	11=(7+8+9+10)	12	13	14	15	16=	17=(11+16)	18=(6+17)	19	20	21	22=(19+20+21)	23	24	25	26	27=(23+24+25+26)	28	
CASH DISBURSEMENTS	3,762,645.94	2,251,676.03	0.00	0.00	6,014,321.97	0.00	3,098,819.73	0.00	709,445.22	3,808,264.95	0.00	240,332.95	0.00	0.00	240,332.95	4,048,597.90	10,062,919.87	0.00	0.00	0.00	0.00	3,762,645.94	5,590,828.71	0.00	709,445.22	10,062,919.87		
Notice of Cash Allocation (NCA)	3,762,645.94	2,251,676.03	0.00	0.00	6,014,321.97	0.00	3,098,819.73	0.00	709,445.22	3,808,264.95	0.00	240,332.95	0.00	0.00	240,332.95	4,048,597.90	10,062,919.87	0.00	0.00	0.00	0.00	3,762,645.94	5,590,828.71	0.00	709,445.22	10,062,919.87		
MDS Checks Issued	0.00	372,039.84	0.00	0.00	372,039.84	0.00	0.00	0.00	0.00	0.00	0.00	0.00	0.00	0.00	0.00	0.00	372,039.84	0.00	0.00	0.00	0.00	0.00	372,039.84	0.00	0.00	372,039.84		
Advice to Debit Account	3,762,645.94	1,879,636.19	0.00	0.00	5,642,282.13	0.00	3,098,819.73	0.00	709,445.22	3,808,264.95	0.00	240,332.95	0.00	0.00	240,332.95	4,048,597.90	9,690,880.03	0.00	0.00	0.00	0.00	3,762,645.94	5,218,788.87	0.00	709,445.22	9,690,880.03		
Notice of Transfer Allocations (NTA)	0.00	0.00	0.00	0.00	0.00	0.00	0.00	0.00	0.00	0.00	0.00	0.00	0.00	0.00	0.00	0.00	0.00	0.00	0.00	0.00	0.00	0.00	0.00	0.00	0.00	0.00	0.00	
MDS Checks Issued	0.00	0.00	0.00	0.00	0.00	0.00	0.00	0.00	0.00	0.00	0.00	0.00	0.00	0.00	0.00	0.00	0.00	0.00	0.00	0.00	0.00	0.00	0.00	0.00	0.00	0.00	0.00	
Advice to Debit Account	0.00	0.00	0.00	0.00	0.00	0.00	0.00	0.00	0.00	0.00	0.00	0.00	0.00	0.00	0.00	0.00	0.00	0.00	0.00	0.00	0.00	0.00	0.00	0.00	0.00	0.00	0.00	
Working Fund for FAPs	0.00	0.00	0.00	0.00	0.00	0.00	0.00	0.00	0.00	0.00	0.00	0.00	0.00	0.00	0.00	0.00	0.00	0.00	0.00	0.00	0.00	0.00	0.00	0.00	0.00	0.00	0.00	
Cash Disbursement Ceiling (CDC)	0.00	0.00	0.00	0.00	0.00	0.00	0.00	0.00	0.00	0.00	0.00	0.00	0.00	0.00	0.00	0.00	0.00	0.00	0.00	0.00	0.00	0.00	0.00	0.00	0.00	0.00	0.00	
<b>TOTAL CASH DISBURSEMENTS</b>	3,762,645.94	2,251,676.03	0.00	0.00	6,014,321.97	0.00	3,098,819.73	0.00	709,445.22	3,808,264.95	0.00	240,332.95	0.00	0.00	240,332.95	4,048,597.90	10,062,919.87	0.00	0.00	0.00	0.00	3,762,645.94	5,590,828.71	0.00	709,445.22	10,062,919.87		
NON-CASH DISBURSEMENTS	557,840.30	52,935.11	0.00	0.00	610,775.41	0.00	178,812.75	0.00	40,157.28	218,970.03	0.00	2,769.07	0.00	0.00	2,769.07	221,739.10	832,514.51	0.00	0.00	0.00	0.00	557,840.30	234,516.93	0.00	40,157.28	832,514.51		
Tax Remittance Advices Issued (TRA)	557,840.30	52,935.11	0.00	0.00	610,775.41	0.00	178,812.75	0.00	40,157.28	218,970.03	0.00	2,769.07	0.00	0.00	2,769.07	221,739.10	832,514.51	0.00	0.00	0.00	0.00	557,840.30	234,516.93	0.00	40,157.28	832,514.51		
Non-Cash Availment Authority (NCAA)	0.00	0.00	0.00	0.00	0.00	0.00	0.00	0.00	0.00	0.00	0.00	0.00	0.00	0.00	0.00	0.00	0.00	0.00	0.00	0.00	0.00	0.00	0.00	0.00	0.00	0.00	0.00	
Disbursements effected through outright deductions from claims (please specify...)	0.00	0.00	0.00	0.00	0.00	0.00	0.00	0.00	0.00	0.00	0.00	0.00	0.00	0.00	0.00	0.00	0.00	0.00	0.00	0.00	0.00	0.00	0.00	0.00	0.00	0.00	0.00	
Overpayment of expenses(e.g. personnel benefits)	0.00	0.00	0.00	0.00	0.00	0.00	0.00	0.00	0.00	0.00	0.00	0.00	0.00	0.00	0.00	0.00	0.00	0.00	0.00	0.00	0.00	0.00	0.00	0.00	0.00	0.00	0.00	
Restitution for loss of government property	0.00	0.00	0.00	0.00	0.00	0.00	0.00	0.00	0.00	0.00	0.00	0.00	0.00	0.00	0.00	0.00	0.00	0.00	0.00	0.00	0.00	0.00	0.00	0.00	0.00	0.00	0.00	
Liquidated damages and similar claims	0.00	0.00	0.00	0.00	0.00	0.00	0.00	0.00	0.00	0.00	0.00	0.00	0.00	0.00	0.00	0.00	0.00	0.00	0.00	0.00	0.00	0.00	0.00	0.00	0.00	0.00	0.00	
Others(TEF, BTr-Documentary Stamp Tax, etc.)	0.00	0.00	0.00	0.00	0.00	0.00	0.00	0.00	0.00	0.00	0.00	0.00	0.00	0.00	0.00	0.00	0.00	0.00	0.00	0.00	0.00	0.00	0.00	0.00	0.00	0.00	0.00	
<b>TOTAL NON-CASH DISBURSEMENTS</b>	557,840.30	52,935.11	0.00	0.00	610,775.41	0.00	178,812.75	0.00	40,157.28	218,970.03	0.00	2,769.07	0.00	0.00	2,769.07	221,739.10	832,514.51	0.00	0.00	0.00	0.00	557,840.30	234,516.93	0.00	40,157.28	832,514.51		
<b>GRAND TOTAL</b>	4,320,486.24	2,304,611.14	0.00	0.00	6,625,097.38	0.00	3,277,632.48	0.00	749,602.50	4,027,234.98	0.00	243,102.02	0.00	0.00	243,102.02	4,270,337.00	10,895,434.38	0.00	0.00	0.00	0.00	4,320,486.24	5,825,345.64	0.00	749,602.50	10,895,434.38		

**MONTHLY REPORT OF DISBURSEMENTS**  
For the month of February 2026


Department : Department of Budget and Management (DBM)  
 Agency/Entity : Government Procurement Policy Board-Technical Support Office  
 Operating Unit : < not applicable >  
 Organization Code (UACS) : 06 002 0000000  
 Fund Cluster : 01 - Regular Agency Fund  
 (e.g. UACS Fund Cluster: 01-Regular Agency Fund, 02-Foreign Assisted Projects Fund, 03-Special Account-Locally Funded/Domestic Grants Fund, etc.)

**SUMMARY**


Particulars	Previous Report	This Month	As at Date
(1)	(2)	(3)	(4)
Total Disbursement Authorities Received	10,569,008.15	10,836,514.51	21,405,522.66
NCA	9,996,000.00	10,004,000.00	20,000,000.00
NTA	0.00	0.00	0.00
Working Fund	0.00	0.00	0.00
TRA	573,008.15	832,514.51	1,405,522.66
Total Disbursement Authorities Available	10,569,008.15	10,836,514.51	21,405,522.66
Less:	0.00	0.00	0.00
Lapsed NCA	0.00	0.00	0.00
Disbursements	9,898,387.41	10,895,434.38	20,793,821.79
Less: Other Non-Cash Disbursements	0.00	0.00	0.00
Disbursements effected through outright deductions from claims	0.00	0.00	0.00
Balance of Disbursement Authorities as at date	670,620.74	(58,919.87)	611,700.87
Total Disbursements Program	25,681,000.00	19,522,000.00	45,203,000.00
Less: *Actual Disbursements	9,898,387.41	10,895,434.38	20,793,821.79
(Over)/Under spending	15,782,612.59	8,626,565.62	24,409,178.21

Notes: \* The use of NTA is discouraged  
 Notes: \*\* Amounts should tally with the grand total disbursement (column 27).


Certified Correct:

  
JAE ANNE M. MONTERUBIO  
 Accountant III  
 Date: March 10, 2026 04:05 PM

Recommending Approval:

  
HARRY A. CURAZA  
 CAO-Finance Division  
 Date:

Approved By:

  
MA. JOZZENNE CLAIRE M. BELTRAN-CARANDANG  
 Deputy Director General  
 Date: March 10, 2026 04:05 PM