


QUARTERLY REPORT OF REVENUE AND OTHER RECEIPTS  
As at the Quarter Ending June 30, 2025


Department : Department of Budget and Management (DBM)  
Agency/Entity : **Government Procurement Policy Board-Technical Support Office**  
Operating Unit : < not applicable >  
Organization Code (UACS) : 06 002 0000000  
Fund Cluster : **01 - Regular Agency Fund**

Classsification/Sources of Revenue and Other Receipts	UACS CODE	REVENUE TARGET (Annual) per BESF	Actual Revenue and Other Receipts Collections					Cumulative Remittance/Deposits to Date			Variance		Remarks
			1st Quarter Ending March 31	2nd Quarter Ending June 30	3rd Quarter Ending September 30	4th Quarter Ending December 31	Total	Remittance to BTr	Deposited with AGDB	Total	Amount	%	
1	2	3	4	5	6	7	8=(4+5+6+7)	9	10	11=(9+10)	12=(8-3)	13=(12/3)	14
Regular Agency Fund		1,000,000.00	2,976,409.00	2,608,796.78	0.00	0.00	5,585,205.78	5,585,205.78	0.00	5,585,205.78	4,585,205.78	459 %	
Revenue Collections		1,000,000.00	2,974,009.00	2,546,400.00	0.00	0.00	5,520,409.00	5,520,409.00	0.00	5,520,409.00	4,520,409.00	452 %	
Cash Revenue		1,000,000.00	2,974,009.00	2,546,400.00	0.00	0.00	5,520,409.00	5,520,409.00	0.00	5,520,409.00	4,520,409.00	452 %	
Non-Tax		1,000,000.00	2,974,009.00	2,546,400.00	0.00	0.00	5,520,409.00	5,520,409.00	0.00	5,520,409.00	4,520,409.00	452 %	
Seminar/Training Fees	4020204000	1,000,000.00	2,974,009.00	2,546,400.00	0.00	0.00	5,520,409.00	5,520,409.00	0.00	5,520,409.00	4,520,409.00	452 %	
Non-Revenue Collections/Other Receipts		0.00	2,400.00	62,396.78	0.00	0.00	64,796.78	64,796.78	0.00	64,796.78	64,796.78	0 %	
Cash Receipts		0.00	2,400.00	62,396.78	0.00	0.00	64,796.78	64,796.78	0.00	64,796.78	64,796.78	0 %	
Others		0.00	2,400.00	62,396.78	0.00	0.00	64,796.78	64,796.78	0.00	64,796.78	64,796.78	0 %	
Due from Officers and Employees	1030502000	0.00	0.00	1,069.49	0.00	0.00	1,069.49	1,069.49	0.00	1,069.49	1,069.49	0 %	
Salary Loan	2020102003	0.00	1,400.00	0.00	0.00	0.00	1,400.00	1,400.00	0.00	1,400.00	1,400.00	0 %	
Training Expenses	5020201002	0.00	0.00	43,977.29	0.00	0.00	43,977.29	43,977.29	0.00	43,977.29	43,977.29	0 %	
Fuel, Oil and Lubricants Expenses	5020309000	0.00	0.00	17,350.00	0.00	0.00	17,350.00	17,350.00	0.00	17,350.00	17,350.00	0 %	
Other Professional Services	5021199000	0.00	1,000.00	0.00	0.00	0.00	1,000.00	1,000.00	0.00	1,000.00	1,000.00	0 %	
GRAND TOTAL		1,000,000.00	2,976,409.00	2,608,796.78	0.00	0.00	5,585,205.78	5,585,205.78	0.00	5,585,205.78	4,585,205.78	459 %	


Certified Correct:

  
JAEANNE N. MONTERUBIO  
Accountant III  
Date: July 9, 2025 8:26:00 AM

Recommending Approval By:

  
HARRY A. C. JARA  
OIC-Finance Division  
Date: July 9, 2025 9:32:00 AM

Approved By:

  
ATTY. SOFIA C. YANTO-ABAD  
Deputy Director General III  
Date: