



Particulars	UACS CODE	Appropriation				Alignments				Current Year Obligations				Current Year Disbursements				Balances						
		Authorized Appropriation	Adjustments (To/From Realignments)	Adjusted Appropriations	Alignments Received	Adjustments (Withdrawal, Realignments)	Transfer To	Transfer From	Adjusted Total	1st Quarter Ending March 31	2nd Quarter Ending June 30	3rd Quarter Ending Sept. 30	4th Quarter Ending Dec. 31	Total	1st Quarter Ending March 31	2nd Quarter Ending June 30	3rd Quarter Ending Sept. 30	4th Quarter Ending Dec. 31	Total	Unreleased Appropriations	Unobligated Allocation	Unpaid Obligations (15-20) = (23-24) Net Ytd Due and Demandable		
Sub-Total Unpaid Appropriations		2,771,000.00		2,071,200.00	2,071,200.00			2,071,200.00	2,071,200.00					2,071,200.00	494,256.12	512,746.80	529,872.22	529,872.22	2,061,705.28	2,061,705.28	214,150.00	224,165.00	28,294.72	
PS		2,071,000.00		2,071,000.00	2,071,000.00			2,071,000.00	2,071,000.00					494,242.13	512,746.80	529,872.22	529,872.22	2,041,705.28	2,041,705.28			28,294.72		
MODE																								
FA/EX																								
CO																								
Ill. Special Purpose Fund																								
Multi-Purpose Pension Benefits Fund	0110440			756,331.00	756,331.00			756,331.00	756,331.00					756,331.00					756,331.00	756,331.00				
Miscellaneous Personnel Benefits Fund	0200990000000			756,331.00	756,331.00			756,331.00	756,331.00					756,331.00					756,331.00	756,331.00				
Pension - Board Bonus	1013000701000-6			756,331.00	756,331.00			756,331.00	756,331.00					756,331.00					756,331.00	756,331.00				
PS				756,331.00	756,331.00			756,331.00	756,331.00					756,331.00					756,331.00	756,331.00				
Pension and Salary Fund	01104407			709,232.00	709,232.00			709,232.00	709,232.00					709,232.00					709,232.00	709,232.00				
Pension and Salary Fund	0200990000000			709,232.00	709,232.00			709,232.00	709,232.00					709,232.00					709,232.00	709,232.00				
For Payment of Retirement and Terminal Leave Benefits	2010000000000			11,926.00	11,926.00			11,926.00	11,926.00					11,926.00					11,926.00	11,926.00				
PS				11,926.00	11,926.00			11,926.00	11,926.00					11,926.00					11,926.00	11,926.00				
For Payment of Retirement of Leave Credits	1010000000000			697,306.00	697,306.00			697,306.00	697,306.00					697,306.00					697,306.00	697,306.00				
PS				697,306.00	697,306.00			697,306.00	697,306.00					697,306.00					697,306.00	697,306.00				
Sub-Total SPF				1,465,563.00	1,465,563.00			1,465,563.00	1,465,563.00					1,465,563.00					1,465,563.00	1,465,563.00				
PS				1,465,563.00	1,465,563.00			1,465,563.00	1,465,563.00					1,465,563.00					1,465,563.00	1,465,563.00				
MODE																								
FA/EX																								
CO																								
GRAND TOTAL		36,038,000.00	1,447,563.00	36,503,643.00	36,503,643.00			36,503,643.00	36,503,643.00					36,503,643.00	494,256.12	512,746.80	529,872.22	529,872.22	2,061,705.28	2,061,705.28	214,150.00	224,165.00	28,294.72	
PS		2,177,000.00	2,215,563.00	26,673,653.00	26,673,653.00			26,673,653.00	26,673,653.00					26,673,653.00	494,242.13	512,746.80	529,872.22	529,872.22	2,041,705.28	2,041,705.28			28,294.72	
MODE		10,249,000.00	1750,000.00	9,249,000.00	10,299,000.00			9,249,000.00	10,299,000.00					9,249,000.00										
FA/EX		1,000.00		1,000.00	1,000.00			1,000.00	1,000.00					1,000.00										
CO																								

Certified Correct:

Certified Correct:

Recommended By:

Approved By:

**CAMILA G. MANALASTAS**  
 Budget Officer / Administrative Officer  
 Date: 18/Jan/2018

**KRISTINE DALEY CORPUZ**  
 Chief Accountant III  
 Date: 18/Jan/2018

**FERRAN S. CRUZ-CAISIDO**  
 Deputy Executive Director IV  
 Date: 18/Jan/2018

**GERARDO S. SANTIAGO**  
 Deputy Executive Director V  
 Date: 18/Jan/2018

STATEMENT OF APPROPRIATIONS, ALLOTMENTS, OBLIGATIONS, DISBURSEMENTS AND BALANCES  
As of the Quarter Ending December 31, 2017

Department: Department of Budget and Management (DBM)  
Agency: Government Procurement Policy Board-Technical Support Office  
Operating Unit: N/A  
Organization Code (UACS): 060020000000  
Fund Cluster: 01 - Regular Agency Fund

Authorization: 02 - Continuing Appropriations  
Report Status: SUBMITTED

Particulars	UACS CODE	Appropriation					Allotments					Current Year Obligations					Current Year Disbursements					Balances			
		Authorized Appropriation	Adjustments (To/From, Realignments)	Adjusted Appropriations	Amounts Received	Adjustments (Withdrawal, Realignments)	Transfer To	Transfer From	Adjusted Total Allotments	1st Quarter Ending March 31	2nd Quarter Ending June 30	3rd Quarter Ending Sept. 30	4th Quarter Ending Dec. 31	Total	1st Quarter Ending March 31	2nd Quarter Ending June 30	3rd Quarter Ending Sept. 30	4th Quarter Ending Dec. 31	Total	Unreleased Appropriations	Unobligated Amount Due and Demandable	Unpaid Obligations (12-30 - 12-31)	Net Yet Due and Demandable		
1. Admin. Service Budget	01142101																								
Specific Purposes of National Government Agencies																									
General Administration and Support	0000010000000000	3,275,554.81	3,700,000.00	4,275,554.81	3,275,554.81	3,000,000.00		3,000,000.00																	
General Administration and Support Services	0000010010000000	3,275,554.81	3,700,000.00	4,275,554.81	3,275,554.81	3,000,000.00		3,000,000.00																	
General management and supervision	1000100100000000	3,275,554.81	3,700,000.00	4,275,554.81	3,275,554.81	3,000,000.00		3,000,000.00																	
MOOE		2,807,953.81	(370,000.00)	2,437,953.81	2,437,953.81	2,000,000.00		2,000,000.00																	
Fin. Ex.		1,000.00		1,000.00	1,000.00																				
OO		488,338.22	2,708,972.64	3,197,310.86	488,338.22	3,000,000.00		3,000,000.00																	
Support to Operations	0100020000000000	1,556,081.60		1,556,081.60	1,556,081.60																				
Budget and Management Support Services	1000020100000000	1,556,081.60		1,556,081.60	1,556,081.60																				
Information and communication technology systems services	1000020100000000	1,556,081.60		1,556,081.60	1,556,081.60																				
MOOE		1,556,081.60		1,556,081.60	1,556,081.60																				
Operations	0000030000000000	5,041,379.14	3,300,000.00	8,341,379.14	5,041,379.14	4,000,000.00		4,000,000.00																	
INFO. PROCUREMENT POLICY AD. ISOPHY AND TECHNICAL SUPPORT SERVICES	0000030000000000	5,041,379.14	3,300,000.00	8,341,379.14	5,041,379.14	4,000,000.00		4,000,000.00																	
Technical and administrative support to the Government Procurement Policy Board and Legal and Research Capacity Development and Performance Monitoring Services	1000030100000000	5,041,379.14	3,300,000.00	8,341,379.14	5,041,379.14	4,000,000.00		4,000,000.00																	
MOOE		5,041,379.14	(1,740,000.00)	3,301,379.14	3,301,379.14	3,000,000.00		3,000,000.00																	
Support to Admin. Services		9,873,015.55		9,873,015.55	9,873,015.55																				
PS		4,403,418.35	(3,300,000.00)	1,103,418.35	1,103,418.35																				
Fin. Ex.		1,000.00		1,000.00	1,000.00																				
CO		466,598.20	3,300,000.00	3,766,598.20	466,598.20	3,000,000.00		3,000,000.00																	
III. Automatic Appropriations																									
Sub-Final Automatic Appropriations																									
PS																									
MOOE																									
Fin. Ex.																									
CO																									
III. Special Purpose Funds																									
Sub-Final Special Purpose Funds																									
PS																									
MOOE																									
Fin. Ex.																									
CO																									
GRAND TOTAL		8,873,015.55	8,873,015.55	17,746,031.10	8,873,015.55	8,873,015.55		8,873,015.55																	
PS		9,405,418.35	(3,200,000.00)	6,205,418.35	6,205,418.35	6,205,418.35		6,205,418.35																	
MOOE		1,000.00		1,000.00	1,000.00																				
Fin. Ex.		466,598.20	3,300,000.00	3,766,598.20	466,598.20	3,000,000.00		3,000,000.00																	
CO																									


Certified Correct:

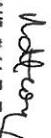
Certified Correct:

Recommended By:

Approved By:

A

  
**M. A. C. MANALASTAS**  
Budgeting Administrative Officer  
Date: 18/Jan/2018

  
**KRISTINE DALE T. CORPUZ**  
Chief Accountant III  
Date:

  
**ELNIRA S. CRUZ-CASIDO**  
Director FMS  
Deputy Executive Director IV  
Date: 18/Jan/2018

  
**ERENIS S. SANTIAGO**  
Agency Director V  
Date: 18/Jan/2018

SUMMARY OF APPROPRIATIONS, ALLOTMENTS, OBLIGATIONS AND BALANCES BY OBJECT OF EXPENDITURES  
As of the Quarter Ending December 31, 2017

Department: Department of Budget and Management (DBM)  
Agency: Government Procurement Policy Board-Technical Support Office  
Operating Unit: N/A  
Authorization: 01 - Current Year Appropriations  
Report Status: SUBMITTED

Organization Code (UACS): 060020000000  
Fund Cluster: 01 - Regular Agency Fund

Table with columns: Particulars, UACS CODE, Authorized Appropriation, Adjustments (Transfer (To)/From Realignment), Adjusted Appropriations, Allotments Received, Adjustments (Withdrawal/Realignment), Transfer To, Transfer From, Adjusted Total Allotments, 1st Quarter Ending March 31, 2nd Quarter Ending June 30, 3rd Quarter Ending Sept 30, 4th Quarter Ending Dec 31, Total, 1st Quarter Ending March 31, 2nd Quarter Ending June 30, 3rd Quarter Ending Sept 30, 4th Quarter Ending Dec 31, Total, Unreleased Appropriations, Unobligated Allotment, Due and Demandable, Net Ytd Due and Demandable.




Particulars	UNCS CODE	Authorized Appropriation	Adjustments (Transfer (C)/From (R)earranging)	Adjusted Appropriations	Allotments Received	Allotments (Fy/Annual (Resigning))				Current Year Obligations				Current Year Disbursements				Unreleased Appropriations	Unobligated Allotment	Unpaid Obligations (15-20) = (23+24)	
						7	8	9	10	11	12	13	14	Total	15	16	17			18	19
1																					
Linker Vehicle	5251399-1	10,000.00		525-46	10,000.00																
Repairs and Maintenance - Furniture and Fixtures	5251397-00	50,000.00			50,000.00																
Program and Maintenance - Furniture and Fixtures	5251396-00	10,000.00			10,000.00																
Repairs and Maintenance - Leased Assets	5251398-00	25,000.00			25,000.00																
Building and Other Structures	5251395-1	25,000.00			25,000.00																
Repairs and Maintenance - Other Property, Plant and Equipment	5251399-00	25,000.00			25,000.00																
Other Property, Plant and Equipment	5251397-2	25,000.00			25,000.00																
Taxes - Insurance Premiums and Other Fees	5251399-03	25,000.00			25,000.00																
Taxes - Dues and Licenses	5251399-05	15,000.00			15,000.00																
Taxes - Dues and Licenses	5251399-01	15,000.00			15,000.00																
Fidelity Bond Premiums	5251392-03	41,000.00			41,000.00																
Fidelity Bond Premiums	5251392-07	40,000.00			40,000.00																
Insurance Expenses	5251523-00	210,000.00			210,000.00																
Insurance Expenses	5251523-00	210,000.00			210,000.00																
Other Maintenance and Operating Expenses	52599-0526	2,173,000.00			2,173,000.00																
Advertising Expenses	52599-100	168,000.00			168,000.00																
Advertising Expenses	52599-100	168,000.00			168,000.00																
Printing and Publication Expenses	52599-200	36,000.00			36,000.00																
Printing and Publication Expenses	52599-200	36,000.00			36,000.00																
Reproduction Expenses	52599-300	1,125,000.00			1,125,000.00																
Reproduction Expenses	52599-300	1,125,000.00			1,125,000.00																
Rent - Buildings and Structures	52599-04	410,000.00			410,000.00																
Rent - Buildings and Structures	52599-04	410,000.00			410,000.00																
Membership Dues and Contributions to Organizations	52599-00	29,000.00			29,000.00																
Membership Dues and Contributions to Organizations	52599-00	29,000.00			29,000.00																
Membership Dues and Contributions to Organizations	52599-00	29,000.00			29,000.00																
Membership Dues and Contributions to Organizations	52599-00	29,000.00			29,000.00																
Other Subscriptions Expenses	52599-09	25,000.00			25,000.00																
Other Subscriptions Expenses	52599-09	25,000.00			25,000.00																
Other Maintenance and Operating Expenses	52599-00	150,000.00			150,000.00																
Vehicle Maintenance	52599-9901	150,000.00			150,000.00																
Vehicle Maintenance	52599-9901	150,000.00			150,000.00																
Financial Expenses	52600-00	1,000.00			1,000.00																
Financial Expenses	52600-00	1,000.00			1,000.00																
Financial Expenses	52600-00	1,000.00			1,000.00																
Bank Charges	52601-00	1,000.00			1,000.00																
Bank Charges	52601-00	1,000.00			1,000.00																
Bank Charges	52601-00	1,000.00			1,000.00																
Retirement and Life Insurance Premiums	01104-1	2,271,000.00			2,271,000.00																
Retirement and Life Insurance Premiums	01104-1	2,271,000.00			2,271,000.00																
Retirement and Life Insurance Premiums	01104-1	2,271,000.00			2,271,000.00																
Retirement and Life Insurance Premiums	01104-1	2,271,000.00			2,271,000.00																


3

Particulars	UCS CODE	Appropriation				Allotments				Current Year Obligations					Current Year Disbursements				Balances				
		Authorized Appropriation	Adjustments (To/From Realignments)	Adjusted Appropriations	Allotments Received	Adjustments (Other than Realignments)	Transfer To	Transfer From	Adjusted Total Allotments	1st Quarter Ending March 31	2nd Quarter Ending June 30	3rd Quarter Ending Sept. 30	4th Quarter Ending Dec. 31	Total	1st Quarter Ending March 31	2nd Quarter Ending June 30	3rd Quarter Ending Sept. 30	4th Quarter Ending Dec. 31	Total	Unreleased Appropriations	Unobligated Allotment	Unpaid Obligations (1-5-20) = (23+24)	Not Yet Due and Demandable
Terminal Lease - Buildings - Capital	5110400001		709,242.00	593,441.00	709,242.00			10466403449	207,245.00	501,977.00			709,242.00	207,245.00	511,977.00			20466403449	709,242.00	214,510.00	234,181.50		16,286.00
<b>GRAND TOTAL</b>		37,078,840.00	1,883,941.00	36,505,643.00	36,505,643.00			36,505,643.00	6,604,867.47	8,327,331.03	7,505,406.79	9,877,203.54	33,324,737.83	6,464,371.66	8,245,128.00	7,648,893.79	11,735,005.27	33,082,290.75	709,242.00	3,178,866.19	7,722,132.00		

Certified Correct:

  
**MILA C. MANALASTAS**  
 Agency Administrative Officer  
 Date: 18/Jan/2018


Certified Correct:

  
**KRISTINE DALEY, CORPUZ**  
 Agency Administrative Officer  
 Date: 18/Jan/2018

Recommended By:

  
**ELMIRA S. CRUZ-CAISIDO**  
 Deputy Executive Director IV  
 Date: 18/Jan/2018

Approved By:

  
**DENNIS S. SANTIAGO**  
 Head Executive Director V  
 Representative  
 Date: 18/Jan/2018





Particulars	UACS CODE	Appropriation				Allocations					Current Year Obligations								Balances					
		Authorized Appropriation	Adjustments (To)/From (Realignments)	Adjusted Appropriations	Allocations Retained	Adjustments (Withdrawal/ Realignments)	Transfer To	Transfer From	Adjusted Total Allocations	1st Quarter Ending March 31	2nd Quarter Ending June 30	3rd Quarter Ending Sept. 30	4th Quarter Ending Dec. 31	Total	1st Quarter Ending March 31	2nd Quarter Ending June 30	3rd Quarter Ending Sept. 30	4th Quarter Ending Dec. 31	Total	Unreleased Appropriations	Unobligated Allocation	Unpaid Obligations (15-20) = (23+24) Net Yr Due and Demandable		
Cable, Satellite, Telegraph and Radio Expenses	502,954-000	51,000.00		51,000.00	51,000.00			51,000.00					51,000.00						51,000.00		22,349.55			
Awards, Prizes and Gifts	502,709-000	2,000.00		2,000.00	2,000.00			2,000.00					2,000.00						2,000.00		5,999.00			
Fundraising Expenses	502,262-100	5,000.00		5,000.00	5,000.00			5,000.00					5,000.00						5,000.00		5,000.00			
Awards and Expenses	502,861-500	5,000.00		5,000.00	5,000.00			5,000.00					5,000.00						5,000.00		5,000.00			
Professional Services	502,100-000	442,752.00		442,752.00	442,752.00			442,752.00					442,752.00						442,752.00		92,752.00			
Legal Services	502,101-000	2,752.00		2,752.00	2,752.00			2,752.00					2,752.00						2,752.00		2,752.00			
Legal Services	502,101-000	2,752.00		2,752.00	2,752.00			2,752.00					2,752.00						2,752.00		2,752.00			
Consulting Services	502,101-000	40,000.00		40,000.00	40,000.00			40,000.00					40,000.00						40,000.00		50,999.00			
Other Professional Services	502,199-000	40,000.00		40,000.00	40,000.00			40,000.00					40,000.00						40,000.00		40,000.00			
General Services	502,120-000	25,838.88		25,838.88	25,838.88			25,838.88					25,838.88						25,838.88		6,722.79			
Environmental/Utility Services	502,120-000	38,200.00		38,200.00	38,200.00			38,200.00					38,200.00						38,200.00		12,000.00			
Janitorial Services	502,120-000	110,000.00		110,000.00	110,000.00			110,000.00					110,000.00						110,000.00		12,000.00			
Janitorial Services	502,120-000	110,000.00		110,000.00	110,000.00			110,000.00					110,000.00						110,000.00		4,000.00			
Janitorial Services	502,120-000	110,000.00		110,000.00	110,000.00			110,000.00					110,000.00						110,000.00		4,000.00			
Other General Services	502,120-000	20,838.88		20,838.88	20,838.88			20,838.88					20,838.88						20,838.88		12,000.00			
Other General Services	502,120-000	20,838.88		20,838.88	20,838.88			20,838.88					20,838.88						20,838.88		12,000.00			
Repairs and Maintenance - Furniture and Equipment	502,130-000	193,796.93		193,796.93	193,796.93			193,796.93					193,796.93						193,796.93		15,105.47			14,400.00
Repairs and Maintenance - Furniture and Equipment	502,130-000	193,796.93		193,796.93	193,796.93			193,796.93					193,796.93						193,796.93		15,105.47			14,400.00
Office Equipment	502,130-000	13,400.00		13,400.00	13,400.00			13,400.00					13,400.00						13,400.00		10,000.00			
Information and Communication Technology Equipment	502,130-000	27,500.00		27,500.00	27,500.00			27,500.00					27,500.00						27,500.00		27,500.00			
Communication Equipment	502,130-000	27,500.00		27,500.00	27,500.00			27,500.00					27,500.00						27,500.00		27,500.00			
Other Machinery and Equipment	502,130-000	2,500.00		2,500.00	2,500.00			2,500.00					2,500.00						2,500.00		2,500.00			
Repairs and Maintenance - Transportation Equipment	502,130-000	7,178.00		7,178.00	7,178.00			7,178.00					7,178.00						7,178.00		38,700.47			
Motor Vehicles	502,130-000	73,796.93		73,796.93	73,796.93			73,796.93					73,796.93						73,796.93		38,700.47			
Repairs and Maintenance - Furniture and Equipment	502,130-000	21,700.00		21,700.00	21,700.00			21,700.00					21,700.00						21,700.00		23,000.00			
Repairs and Maintenance - Furniture and Equipment	502,130-000	21,700.00		21,700.00	21,700.00			21,700.00					21,700.00						21,700.00		23,000.00			
Repairs and Maintenance - Furniture and Equipment	502,130-000	21,700.00		21,700.00	21,700.00			21,700.00					21,700.00						21,700.00		23,000.00			
Repairs and Maintenance - Furniture and Equipment	502,130-000	21,700.00		21,700.00	21,700.00			21,700.00					21,700.00						21,700.00		23,000.00			
Repairs and Maintenance - Furniture and Equipment	502,130-000	21,700.00		21,700.00	21,700.00			21,700.00					21,700.00						21,700.00		23,000.00			
Repairs and Maintenance - Furniture and Equipment	502,130-000	21,700.00		21,700.00	21,700.00			21,700.00					21,700.00						21,700.00		23,000.00			
Repairs and Maintenance - Furniture and Equipment	502,130-000	21,700.00		21,700.00	21,700.00			21,700.00					21,700.00						21,700.00		23,000.00			
Repairs and Maintenance - Furniture and Equipment	502,130-000	21,700.00		21,700.00	21,700.00			21,700.00					21,700.00						21,700.00		23,000.00			
Repairs and Maintenance - Furniture and Equipment	502,130-000	21,700.00		21,700.00	21,700.00			21,700.00					21,700.00						21,700.00		23,000.00			
Repairs and Maintenance - Furniture and Equipment	502,130-000	21,700.00		21,700.00	21,700.00			21,700.00					21,700.00						21,700.00		23,000.00			
Repairs and Maintenance - Furniture and Equipment	502,130-000	21,700.00		21,700.00	21,700.00			21,700.00					21,700.00						21,700.00		23,000.00			
Repairs and Maintenance - Furniture and Equipment	502,130-000	21,700.00		21,700.00	21,700.00			21,700.00					21,700.00						21,700.00		23,000.00			
Repairs and Maintenance - Furniture and Equipment	502,130-000	21,700.00		21,700.00	21,700.00			21,700.00					21,700.00						21,700.00		23,000.00			
Repairs and Maintenance - Furniture and Equipment	502,130-000	21,700.00		21,700.00	21,700.00			21,700.00					21,700.00						21,700.00		23,000.00			
Repairs and Maintenance - Furniture and Equipment	502,130-000	21,700.00		21,700.00	21,700.00			21,700.00					21,700.00						21,700.00		23,000.00			
Repairs and Maintenance - Furniture and Equipment	502,130-000	21,700.00		21,700.00	21,700.00			21,700.00					21,700.00						21,700.00		23,000.00			
Repairs and Maintenance - Furniture and Equipment	502,130-000	21,700.00		21,700.00	21,700.00			21,700.00					21,700.00						21,700.00		23,000.00			
Repairs and Maintenance - Furniture and Equipment	502,130-000	21,700.00		21,700.00	21,700.00			21,700.00					21,700.00						21,700.00		23,000.00			
Repairs and Maintenance - Furniture and Equipment	502,130-000	21,700.00		21,700.00	21,700.00			21,700.00					21,700.00						21,700.00		23,000.00			
Repairs and Maintenance - Furniture and Equipment	502,130-000	21,700.00		21,700.00	21,700.00			21,700.00					21,700.00						21,700.00		23,000.00			
Repairs and Maintenance - Furniture and Equipment	502,130-000	21,700.00		21,700.00	21,700.00			21,700.00					21,700.00						21,700.00		23,000.00			
Repairs and Maintenance - Furniture and Equipment	502,130-000	21,700.00		21,700.00	21,700.00			21,700.00					21,700.00						21,700.00		23,000.00			
Repairs and Maintenance - Furniture and Equipment	502,130-000	21,700.00		21,700.00	21,700.00			21,700.00					21,700.00						21,700.00		23,000.00			
Repairs and Maintenance - Furniture and Equipment	502,130-000	21,700.00		21,700.00	21,700.00			21,700.00					21,700.00						21,700.00		23,000.00			
Repairs and Maintenance - Furniture and Equipment	502,130-000	21,700.00		21,700.00	21,700.00			21,700.00					21,700.00						21,700.00		23,000.00			
Repairs and Maintenance - Furniture and Equipment	502,130-000	21,700.00		21,700.00	21,700.00			21,700.00					21,700.00						21,700.00		23,000.00			
Repairs and Maintenance - Furniture and Equipment	502,130-000	21,700.00		21,700.00	21,700.00			21,700.00					21,700.00						21,700.00		23,000.00			
Repairs and Maintenance - Furniture and Equipment	502,130-000	21,700.00		21,700.00	21,700.00			21,700.00					21,700.00						21,700.00		23,000.00			
Repairs and Maintenance - Furniture and Equipment	502,130-000	21,700.00		21,700.00	21,700.00			21,700.00					21,700.00						21,700.00		23,000.00			
Repairs and Maintenance - Furniture and Equipment	502,130-000	21,700.00		21,700.00	21,700.00			21,700.00					21,700.00						21,700.00		23,000.00			
Repairs and Maintenance - Furniture and Equipment	502,130-000	21,7																						

Particulars	UNCS CODE	Appropriation				Adjustments				Current Year Obligations				Current Year Disbursements				Balances							
		Authorized Appropriation	Adjustments (Transfer To/From, Realignment)	Adjusted Appropriations	Adjustments Received	Adjustments (Withdrawal, Realignment)	Transfer To	Transfer From	Adjusted Total Adjustments	1st Quarter Ending March 31	2nd Quarter Ending June 30	3rd Quarter Ending Sept. 30	4th Quarter Ending Dec. 31	Total	1st Quarter Ending March 31	2nd Quarter Ending June 30	3rd Quarter Ending Sept. 30	4th Quarter Ending Dec. 31	Total	Unreleased Appropriations	Unobligated Allotment	Unpaid Obligations (1520) + (2324)	Not Yet Due and Demandable		
Other Sub-Region Expenses	22200709	550,000.00		550,000.00	57,000.00			75,000.00																	
Other Maintenance and Operating Expenses	62200300	34,000.00		34,000.00	34,000.00			34,000.00																	
Vehicle Maintenance	22200301	210,000.00		210,000.00	24,000.00			24,000.00																	
Other Maintenance and Operating Expenses	60299900	10,000.00		10,000.00	10,000.00			10,000.00																	
Financial Expenses	1,000.00			1,000.00				1,000.00																	
Financial Expenses	61010000	1,000.00		1,000.00	1,000.00			1,000.00																	
Bank Charges	50310400	1,000.00		1,000.00	1,000.00			1,000.00																	
Bank Charges	61010400	1,000.00		1,000.00	1,000.00			1,000.00																	
Capital Outlay	450,000.00			450,000.00	45,000.00			45,000.00																	
Property, Plant and Equipment Outlay	60000000	270,000.00		270,000.00	270,000.00			270,000.00																	
Property, Plant and Equipment Outlay	59004500	270,000.00		270,000.00	270,000.00			270,000.00																	
Office Equipment	59004502	10,000.00		10,000.00	10,000.00			10,000.00																	
Information and Communication Technology Equipment	59004503	20,000.00		20,000.00	20,000.00			20,000.00																	
Transportation Equipment Outlay	59004504	30,000.00		30,000.00	30,000.00			30,000.00																	
Motor Vehicles	59004505	30,000.00		30,000.00	30,000.00			30,000.00																	
Intangible Assets Outlay	59004506	10,000.00		10,000.00	10,000.00			10,000.00																	
Computer Software	59004507	10,000.00		10,000.00	10,000.00			10,000.00																	
Computer Software	59004508	10,000.00		10,000.00	10,000.00			10,000.00																	
Computer Software	59004509	10,000.00		10,000.00	10,000.00			10,000.00																	
<b>GRAND TOTAL</b>		<b>8,873,015.55</b>		<b>8,873,015.55</b>	<b>8,873,015.55</b>			<b>8,873,015.55</b>						<b>8,873,015.55</b>											

Certified Correct:

Certified Correct:

Recommended By:

Approved By:

Corpus, Kristine  
**MILA C. MANALASTAS**  
 Agency Administrative Officer  
 Date: 18/Jan/2018

*Kristine Daley*  
**KRISTINE DALEY, CORPUZ**  
 Agency Chief Administrative Officer  
 Date: 18/Jan/2018

Caisido, Elmira  
**ELMIRA S. CRUZ-CAISIDO**  
 Deputy Executive Director IV  
 Date: 18/Jan/2018

Santiago, Dennis  
**DENNIS S. SANTIAGO**  
 Head of Agency Authorized Representative  
 Date: 18/Jan/2018

LIST OF ALLOTMENTS AND SUB-ALLOTMENTS  
As of the Quarter Ending December 31, 2017

Department: Department of Budget and Management (DBM)  
Agency: Government Procurement Policy Board-Technical Support Office  
Operating Unit: N/A  
Organization Code (UACS): 060020000000  
Fund Cluster: 01 - Regular Agency Fund

Authorization: 01 - Current Year Appropriations  
Report Status: SUBMITTED

No.	Allotments / Sub-Allotments Number	Date	Funding Source Description	UACS Code	Allotments										Total Allotments / Net of Sub-allotments				
					PS	MOOE	CO	FINEX	Total	PS	MOOE	CO	FINEX	Total	PS	MOOE	CO	FINEX	Total
1	2	3	4	5	6	7	8	9	10=(6+7+8+9)	11	12	13	14	15=(11+12+13+14)	16	17	18	19	20=(16+17+18+19)
	A. Allotments Received From DBM																		
1	GAA FY 2017	2017-01-09	Specific Budgets of National Government Agencies	01101101	22,667,000.00	10,299,000.00		1,000.00	32,967,000.00						22,667,000.00	10,299,000.00		1,000.00	32,967,000.00
2	GARO No. 2017-1	2017-01-03	Retirement and Life Insurance Premiums	01104102	2,071,000.00				2,071,000.00						2,071,000.00				2,071,000.00
3	SARO-BMB-C-17-0000087	2017-01-13	Pension and Gratuity Fund	01101407	195,329.00				195,329.00						195,329.00				195,329.00
4	SARO-BMB-C-17-0001044	2017-02-09	Pension and Gratuity Fund	01101407	11,926.00				11,926.00						11,926.00				11,926.00
5	SARO-BMB-C-17-0004814	2017-04-07	Pension and Gratuity Fund	01101407	103,139.00				103,139.00						103,139.00				103,139.00
6	SARO-BMB-C-17-0006403	2017-05-10	Pension and Gratuity Fund	01101407	398,838.00				398,838.00						398,838.00				398,838.00
7	SARO-BMB-C-17-0012181	2017-08-09	Miscellaneous Personal Benefits Fund	01101406	756,331.00				756,331.00						756,331.00				756,331.00
8	SARO-BMB-C-17-0024237	2017-12-14	Specific Budgets of National Government Agencies	01101101	750,000.00	(750,000.00)									750,000.00	(750,000.00)			
	Sub-total																		
					26,953,563.00	9,549,000.00		1,000.00	36,503,563.00						26,953,563.00	9,549,000.00		1,000.00	36,503,563.00
	B. Sub-allotments received from Central Office Regional Office																		
	Total Allotments																		
					26,953,563.00	9,549,000.00		1,000.00	36,503,563.00						26,953,563.00	9,549,000.00		1,000.00	36,503,563.00
	Summary by Funding Source Code:																		
			Miscellaneous Personnel Benefits Fund	01101406	756,331.00				756,331.00						756,331.00				756,331.00
			Specific Budgets of National Government Agencies	01101101	23,417,000.00	9,549,000.00		1,000.00	32,967,000.00						23,417,000.00	9,549,000.00		1,000.00	32,967,000.00
			Pension and Gratuity Fund	01101407	709,232.00				709,232.00						709,232.00				709,232.00
			Retirement and Life Insurance Premiums	01104102	2,071,000.00				2,071,000.00						2,071,000.00				2,071,000.00

Certified Correct:

A

  
**MILLA C. MANALASTAS**  
Supervising Administrative Officer  
Date: 18 Jan 2018


LIST OF ALLOTMENTS AND SUB-ALLOTMENTS  
As of the Quarter Ending December 31, 2017

Department: Department of Budget and Management (DBM)  
Agency: Government Procurement Policy Board-Technical Support Office  
Operating Unit: N/A  
Organization Code (UACS): 060020000000  
Fund Cluster: 01 - Regular Agency Fund

Authorization: 02 - Continuing Appropriations  
Report Status: SUBMITTED

No.	Allotments / Sub-Allotments			Funding Source			Allotments							Sub-Allotment to Regions/Operating Units				Total Allotments / Net of Sub-allotments			
	Number	Date	Description	UACS Code	PS	MOOE	CO	FINEX	Total	PS	MOOE	CO	FINEX	Total	PS	MOOE	CO	FINEX	Total		
	1	2	3	4	5	6	7	8	9	10=(6+7+8+9)	11	12	13	14	15=(11+12+13+14)	16	17	18	19	20=(16+17+18+19)	
	A. Allotments Received From DBM																				
1	SARO-BMB-C-17-0010585	2017-07-17	Specific Budgets of National Government Agencies	01102101		(3,300,000.00)	3,300,000.00									(3,300,000.00)	3,300,000.00				
	Sub-total					(3,300,000.00)	3,300,000.00									(3,300,000.00)	3,300,000.00				
	B. Sub-allotments received from Central Office/Regional Office																				
	Total Allotments					(3,300,000.00)	3,300,000.00									(3,300,000.00)	3,300,000.00				
	Summary by Funding Source Code:																				
	Specific Budgets of National Government Agencies			01102101		(3,300,000.00)	3,300,000.00									(3,300,000.00)	3,300,000.00				


Certified Correct:


  
Manablastas Mila  
Budget Officer  
Date: 21 Jan 2018

STATEMENT OF APPROVED BUDGET, UTILIZATIONS, DISBURSEMENTS AND BALANCES  
As of December 31, 2017

Department: Department of Budget and Management (DBM)  
Agency: Government Procurement Policy Board-Technical Support Office  
Operating Unit: N/A  
Organization Code (UACS): 060020000000  
Report Status: NOT APPLICABLE

PARTICULARS	UACS CODE	APPROVED BUDGET				BUDGET UTILIZATION				DISBURSEMENTS				BALANCES				
		Approved Budgeted Revenue	Adjustments (Additions, Reduction, Realignment)	Adjusted Budgeted Revenue	1st Quarter Ending March 31	2nd Quarter Ending June 30	3rd Quarter Ending Sept. 30	4th Quarter Ending Dec. 31	Total	1st Quarter Ending March 31	2nd Quarter Ending June 30	3rd Quarter Ending Sept. 30	4th Quarter Ending Dec. 31	Total	Unutilized Budget	Unpaid Utilizations Due and Demandable / Accounts Payable	Not Yet Due and Demandable	
1	2	3	4	5=[3+(-)2]	6	7	8	9	10=(6+7+8+9)	11	12	13	14	15=(11+12+13+14)	16=(5-10)	17	18	
GRAND TOTAL																		
PS																		
MOOE																		
Fin Ex																		
CO																		

Certified Correct:   
**MILA C. MANALASTAS**  
Supervising Administrative Officer  
Agency

Certified Correct:   
**KRISTINE DALE T. CORPUZ**  
Agency Accountant III  
Agency

Recommended By:   
**ELMIRA S. CRUZ-CASIDO**  
Deputy Executive Director IV  
Department


Approved By:   
**DENNIS S. SANTIAGO**  
Head of Bureau and Director V  
Representative

This report was generated using the Unified Reporting System on 18/01/2018 20:15


**SUMMARY OF APPROVED BUDGET, UTILIZATIONS, DISBURSEMENTS AND BALANCES BY OBJECT OF EXPENDITURES**  
 As of the Quarter Ending December 31, 2017

**Department** : Department of Budget and Management (DBM)  
**Agency** : Government Procurement Policy Board-Technical Support Office  
**Operating Unit** : N/A  
**Organization Code (UACS)** : 060020000000  
**Fund Cluster** : 01 - Regular Agency Fund  
**Report Status** : NOT APPLICABLE

Particulars	UACS CODE	Approved Budget				Budget Utilization				Disbursements				Balances			
		Approved Budgeted Revenue	Adjustments (Additions, Reductions, Realignment)	Adjusted Budgeted Revenue	1st Quarter Ending March 31	2nd Quarter Ending June 30	3rd Quarter Ending Sept. 30	4th Quarter Ending Dec. 31	Total	1st Quarter Ending March 31	2nd Quarter Ending June 30	3rd Quarter Ending Sept. 30	4th Quarter Ending Dec. 31	Total	Unutilized Budget	Due and Demandable / Accounts Payable	Not Yet Due and Demandable
1	2	3	4	5=(3+4)	6	7	8	9	10=(6+7+8+9)	11	12	13	14	15=(11+12+13+14)	16=(5-10)	17	18
1 Agency Specific Budget																	
RAND TOTAL																	
Grand Total																	

Certified Correct:   
**MILA C. MANALASTAS**  
 Agency Assistant Administrative Officer

Certified Correct:   
**KRISTINE DALE T. CORPUZ**  
 Agency Chief Accountant III

Recommended By:   
**ELMIRA S. CRUZ-CAISIDO**  
 Deputy Executive Director IV

Approved By:   
**DENNIS S. SANTIAGO**  
 Head of Agency for Budgeted and Representative Executive Director V

*This report was generated using the Unified Reporting System on 18/01/2018 20:15*




**AGING OF DUE AND DEMANDABLE OBLIGATIONS**  
As of December 31, 2017

FAR No. 3

Department: Department of Budget and Management (DBM)  
Agency: Government Procurement Policy Board-Technical Support Office  
Operating Unit: N/A  
Organization Code (UACS): 060020000000

Fund Cluster: 01 - Regular Agency Fund  
Report Status: SUBMITTED

NAME OF CREDITOR	OBLIGATION REQUEST			AGING OF DUE AND DEMANDABLE OBLIGATIONS						REMARKS
	Number	Date	Amount	90 days and below	91 to 180 days	181 to 270 days	271 to 360 days	Beyond 360 days		
1	2	3	4	5	6	7	8	9	10	11
JOHN BERNARD M. LONGNO	01-101101-2017-03-00046	03/09/2017	20,278.61	20,278.61				20,278.61		Last salary - pending re submission of Certificate of Clearance
RONIE A. ALPAPARA	01-101101-2017-12-00333	12/29/2017	6,181.17	6,181.17						
GOVERNMENT SERVICE INSURANCE SYSTEM	01-101101-2017-00325	12/28/2017	1,473.90	1,473.90						Personal Share of Atty. Longboy (new employee/first salary)
KRISTI ANN P. RUTAB	02-101101-2017-12-00332	12/29/2017	27,163.24	27,163.24						
TASNEEM C. ABDULRAUF	01-101101-2017-12-00299	12/12/2017	20,130.00	20,130.00						Last salary - pending re submission of Certificate of Clearance
<b>TOTAL</b>			<b>75,226.92</b>	<b>75,226.92</b>	<b>54,948.31</b>			<b>20,278.61</b>		

Certified Correct:   
**GENERAL MANALASTAS**  
General Manager  
Supervising Administrative Officer  
Date: 18 Jan 2018

Certified Correct:   
**KRISTINE DALE V. CORPUZ**  
Agency Accountant III  
Date: 18 Jan 2018

Recommended By:   
**ELMIRA S. CRUZ-CAISIDO**  
Deputy Executive Director IV  
Date: 18 Jan 2018

Approved By:   
**DENNIS S. SANTIAGO**  
Head of Agency for Authorized Representative  
Executive Director V  
Date: \_\_\_\_\_

MONTHLY REPORT OF DISBURSEMENTS  
For the month of October, 2017

Department: Department of Budget and Management (DBM)

Organization Code (UACS): 060020000000

Agency: Government Procurement Policy Board-Technical Support Office

Fund Cluster: 01 - Regular Agency Fund

Operating Unit: N/A

Report Status: SUBMITTED

Table with columns for Particulars, Current Year Budget (PS, MO, BE, CO, TOTAL), Prior Years Accounts Payable (PS, MO, BE, CO, Sub-Tot, Total), Current Year Accounts Payable (PS, MO, BE, CO, Sub-Tot, Total), Sectional (PS, MO, BE, CO, Sub-Tot, Total), Transit Liabilities (PS, MO, BE, CO, Sub-Tot, Total), and Remarks.

Summary

Summary Table with columns: Particulars, Previous Report, Current Month, and As of Date. Rows include Total Disbursement Available Received, Working Funds, CRF, and Total Funds from Appropriations.

Certified Correct:

Walter CRISTOPHER DALE D. CORPUZ  
Agency Chairman

Approved By:

DENNIS S. SANTIAGO  
Head Executive  
Representative  
Director V

Date: 18 Jan 2018

Date: 18 Jan 2018

This report was generated using the Unified Reporting System on 18-01-2018 20:17





**QUARTERLY REPORT OF REVENUE AND OTHER RECEIPTS**  
 As of the Quarter Ending **December 31, 2017**  
 (In Pesos)

FAR No. 5

Department: Department of Budget and Management (DBM)			Agency: Government Procurement Policy Board-Technical Support Office				Report Status: SUBMITTED					
Operating Unit: N/A			Organization Code (UACS): 0602000000									
CLASSIFICATION / SOURCES OF REVENUE AND OTHER RECEIPTS	UACS Code	REVENUE TARGET (Annual)	ACTUAL REVENUE AND OTHER RECEIPTS COLLECTIONS				TOTAL	CUMULATIVE REMITTANCE /DEPOSITS TO DATE	VARIANCE		REMARKS	
			1st Quarter	2nd Quarter	3rd Quarter	4th Quarter			8=(4+5+6+7)	9		11=(9+10)
General Fund (formerly Fund 101)	1											
Other Service Income	4020199095		1,772.32			334.40		2,106.72		2,106.72		
Seminar/Training Fees	4020204000		342,000.00			985,132.86		3,313,132.86		3,313,132.86		
Special Account in the General Fund (formerly Fund 105, 183, 401, 151-159)												
Off-Budget Accounts (formerly Fund 151 to 164, etc.)												
Custodial Funds (formerly Fund 101-184, 187)												
<b>TOTAL</b>			<b>344,772.32</b>	<b>1,988,940.00</b>	<b>985,527.26</b>	<b>3,316,239.58</b>	<b>3,316,239.58</b>	<b>3,315,239.58</b>	<b>3,316,239.58</b>			

Certified Correct:

Approved By:

*Kristine Dale*  
**KRISTINE DALE**  
 Corpuz, KRISTINE  
 Accountant III  
 Agency Chief Accountant  
 Date: 18 Jan 2018

*Dennis S. Santiago*  
**DENNIS S. SANTIAGO**  
 Head of Executive Director V  
 Date: 18 Jan 2018

This report was generated using the Unified Reporting System on 18/01/2018 20:18