

MONTHLY REPORT OF DISBURSEMENTS
FOR THE MONTH OF JULY, FY 2012

Department/Agency: **DBM-GOVERNMENT PROCUREMENT POLICY BOARD-TECHNICAL SUPPORT OFFICE**
 Address: Unit 2506 Raffles Corporate Center, F. Ortigas Jr. Rd., Ortigas Center, Pasig City
 Fund Code: 101

COLUMN 1 PARTICULARS	COLUMN 2 CURRENT YEAR ALLOTMENT				COLUMN 3 CONTINUING ALLOTMENT				COLUMN 4 TRUST LIABILITIES				COLUMN 5 GRAND TOTAL			
	PS	MOOE	CO	TOTAL	PS	MOOE	CO	TOTAL	PS	MOOE	CO	TOTAL	PS	MOOE	CO	TOTAL
Date and Check No. Issued																
09-Jul-12 1229904	59,000.00			59,000.00				-					59,000.00			59,000.00
09-Jul-12 1229905				-		9,166.00		9,166.00						9,166.00		9,166.00
09-Jul-12 1229906				-		10,410.40		10,410.40						10,410.40		10,410.40
09-Jul-12 1229907				-		14,000.00		14,000.00						14,000.00		14,000.00
09-Jul-12 1229908				-		7,800.00		7,800.00						7,800.00		7,800.00
09-Jul-12 1229909			1,000,000.00	1,000,000.00				-							1,000,000.00	1,000,000.00
09-Jul-12 1229910				-			1,000,000.00	1,000,000.00							1,000,000.00	1,000,000.00
09-Jul-12 1229911				-		15,000.00		15,000.00						15,000.00		15,000.00
10-Jul-12 1229912	315,265.13			315,265.13				-					315,265.13			315,265.13
10-Jul-12 1229913	56,000.00			56,000.00				-					56,000.00			56,000.00
13-Jul-12 1229914				-		18,158.40		18,158.40						18,158.40		18,158.40
13-Jul-12 1229915				-		10,875.60		10,875.60						10,875.60		10,875.60
13-Jul-12 1229916				-		60,334.82		60,334.82						60,334.82		60,334.82
13-Jul-12 1229917				-		41,317.76		41,317.76						41,317.76		41,317.76
16-Jul-12 1229918				-		4,940.00		4,940.00						4,940.00		4,940.00
16-Jul-12 1229919				-		4,030.00		4,030.00						4,030.00		4,030.00
20-Jul-12 1229920				-		40,811.39		40,811.39						40,811.39		40,811.39
24-Jul-12 1229921	307,950.54			307,950.54				-					307,950.54			307,950.54
24-Jul-12 1229922	212,754.41			212,754.41				-					212,754.41			212,754.41
24-Jul-12 1229923	5,700.00			5,700.00				-					5,700.00			5,700.00
24-Jul-12 1229924	9,610.82			9,610.82				-					9,610.82			9,610.82
24-Jul-12 1229925	17,575.00			17,575.00				-					17,575.00			17,575.00
24-Jul-12 1229926	10,328.00			10,328.00				-					10,328.00			10,328.00
24-Jul-12 1229927	200.00			200.00				-					200.00			200.00
31-Jul-12 1229928				-		14,196.43		14,196.43						14,196.43		14,196.43
31-Jul-12 1229929				-		11,554.00		11,554.00						11,554.00		11,554.00
31-Jul-12 1229930				-			89,910.72	89,910.72							89,910.72	89,910.72
31-Jul-12 1229931				-			283,952.24	283,952.24							283,952.24	283,952.24
Total Disbursements	994,383.90	-	1,000,000.00	1,994,383.90	-	262,594.80	1,373,862.96	1,636,457.76	-	-	-	-	994,383.90	262,594.80	2,373,862.96	3,630,841.66
Date and TRA No.																
8/2/2012 1481137	141,422.87			141,422.87				-					141,422.87			141,422.87
8/2/2012 1481138				-		8,791.81	21,162.04	29,953.85						8,791.81	21,162.04	29,953.85
Total TRAs	141,422.87	-	-	141,422.87	-	8,791.81	21,162.04	29,953.85	-	-	-	-	141,422.87	8,791.81	21,162.04	171,376.72

NCA Received for the month of JULY 2012
 NCA No. : NCA-BMB-C-12-0012662 3,743,000.00
 Total Disbursements as of July 31, 2012 3,630,841.66
 Reported Subsequently cancelled
 Balance of Cash Allocation as of July 31, 2012 112,158.34

Certified Correct:

KRISTINE DALE CORPUZ
 Accountant III

Approved By:

DENNIS S. SANTIAGO
 Director III

RECEIVING COPY

MONTHLY REPORT OF DISBURSEMENTS
FOR THE MONTH OF AUGUST, FY 2012

Department/Agency: **DBM-GOVERNMENT PROCUREMENT POLICY BOARD-TECHNICAL SUPPORT OFFICE**
 Address: Unit 2506 Raffles Corporate Center, F. Ortigas Jr. Rd., Ortigas Center, Pasig City
 Fund Code: 101

COLUMN 1 PARTICULARS	COLUMN 2 CURRENT YEAR ALLOTMENT				COLUMN 3 CONTINUING ALLOTMENT				COLUMN 4 TRUST LIABILITIES				COLUMN 5 GRAND TOTAL			
	PS	MOOE	CO	TOTAL	PS	MOOE	CO	TOTAL	PS	MOOE	CO	TOTAL	PS	MOOE	CO	TOTAL
Date and Check No. Issued																
06-Aug-12 1229932				-		37,743.75		37,743.75				-		37,743.75		37,743.75
09-Aug-12 1229933	59,000.00			59,000.00				-				59,000.00				59,000.00
09-Aug-12 1229934				-		9,166.00		9,166.00				-		9,166.00		9,166.00
13-Aug-12 1229937	301,046.61			301,046.61				-				301,046.61				301,046.61
13-Aug-12 1229938	52,000.00			52,000.00				-				52,000.00				52,000.00
13-Aug-12 1229939				-		20,679.46		20,679.46				-		20,679.46		20,679.46
13-Aug-12 1229940				-		6,006.00		6,006.00				-		6,006.00		6,006.00
13-Aug-12 1229941				-		60,334.82		60,334.82				-		60,334.82		60,334.82
13-Aug-12 1229942				-		10,580.35		10,580.35				-		10,580.35		10,580.35
13-Aug-12 1229943				-		43,801.70		43,801.70				-		43,801.70		43,801.70
24-Aug-12 1229944				-		15,472.27		15,472.27				-		15,472.27		15,472.27
24-Aug-12 1229945				-		18,158.40		18,158.40				-		18,158.40		18,158.40
24-Aug-12 1229946				-		12,411.00		12,411.00				-		12,411.00		12,411.00
28-Aug-12 1229947	301,984.10			301,984.10				-				301,984.10				301,984.10
28-Aug-12 1229948	200,775.93			200,775.93				-				200,775.93				200,775.93
28-Aug-12 1229949	5,500.00			5,500.00				-				5,500.00				5,500.00
28-Aug-12 1229950	9,610.82			9,610.82				-				9,610.82				9,610.82
28-Aug-12 1229951	15,050.00			15,050.00				-				15,050.00				15,050.00
28-Aug-12 1229952	7,251.00			7,251.00				-				7,251.00				7,251.00
28-Aug-12 1229953	320.00			320.00				-				320.00				320.00
28-Aug-12 1229954	8,842.54			8,842.54				-				8,842.54				8,842.54
28-Aug-12 1229955	9,230.46			9,230.46				-				9,230.46				9,230.46
30-Aug-12 1229956				-		1,500.00		1,500.00				-		1,500.00		1,500.00
30-Aug-12 1229957				-		39,036.25		39,036.25				-		39,036.25		39,036.25
Total Disbursements	970,611.46	-	-	970,611.46	-	274,890.00	-	274,890.00	-	-	-	-	970,611.46	274,890.00	-	1,245,501.46
Date and TRA No.																
8/2/2012 1481139	136,100.00			136,100.00				-				136,100.00				136,100.00
8/2/2012 1481140				-		10,050.37		10,050.37				-		10,050.37		10,050.37
Total TRAs	136,100.00	-	-	136,100.00	-	10,050.37	-	10,050.37	-	-	-	-	136,100.00	10,050.37	-	146,150.37

NCA Received for the month of AUGUST 2012
 NCA No. : NCA-BMB-C-12-0012662 1,743,000.00
 Total Disbursements as of August 31, 2012 1,245,501.46
 Reported Subsequently cancelled
Balance of Cash Allocation as of August 31, 2012 497,498.54

Certified Correct:

Kristine Dale Corpuz
KRISTINE DALE T. CORPUZ
 Accountant III

Approved By:

Dennis S. Santiago
DENNIS S. SANTIAGO
 Executive Director III

RECEIVING COPY

MONTHLY REPORT OF DISBURSEMENTS
FOR THE MONTH OF SEPTEMBER, FY 2012


Department/Agency: **DBM-GOVERNMENT PROCUREMENT POLICY BOARD-TECHNICAL SUPPORT OFFICE**
Address: Unit 2506 Raffles Corporate Center, F. Ortigas Jr. Rd., Ortigas Center, Pasig City
Fund Code: 101

COLUMN 1 PARTICULARS	COLUMN 2 CURRENT YEAR ALLOTMENT				COLUMN 3 CONTINUING ALLOTMENT				COLUMN 4 TRUST LIABILITIES				COLUMN 5 GRAND TOTAL			
	PS	MOOE	CO	TOTAL	PS	MOOE	CO	TOTAL	PS	MOOE	CO	TOTAL	PS	MOOE	CO	TOTAL
Date and Check No. Issued																
04-Sep-12 1229958		37,474.15		37,474.15				-					-	37,474.15		37,474.15
04-Sep-12 1229959		9,166.00		9,166.00				-					-	9,166.00		9,166.00
04-Sep-12 1229960		60,334.82		60,334.82				-					-	60,334.82		60,334.82
04-Sep-12 1229961	59,000.00			59,000.00				-					59,000.00			59,000.00
07-Sep-12 1229962		7,000.00		7,000.00				-					-	7,000.00		7,000.00
07-Sep-12 1229963		750.00		750.00				-					-	750.00		750.00
07-Sep-12 1229964		6,006.00		6,006.00				-					-	6,006.00		6,006.00
07-Sep-12 1229965		23,560.60		23,560.60				-					-	23,560.60		23,560.60
07-Sep-12 1229966		82,425.60		82,425.60				-					-	82,425.60		82,425.60
07-Sep-12 1229967		18,158.40		18,158.40				-					-	18,158.40		18,158.40
10-Sep-12 1229968	297,770.97			297,770.97				-					297,770.97			297,770.97
10-Sep-12 1229969	52,000.00			52,000.00				-					52,000.00			52,000.00
10-Sep-12 1229970		10,004.22		10,004.22				-					-	10,004.22		10,004.22
17-Sep-12 1229971		64,000.00		64,000.00				-					-	64,000.00		64,000.00
24-Sep-12 1229972	297,770.96			297,770.96				-					297,770.96			297,770.96
24-Sep-12 1229973	203,634.31			203,634.31				-					203,634.31			203,634.31
24-Sep-12 1229974	5,300.00			5,300.00				-					5,300.00			5,300.00
24-Sep-12 1229975	9,610.82			9,610.82				-					9,610.82			9,610.82
24-Sep-12 1229976	14,600.00			14,600.00				-					14,600.00			14,600.00
24-Sep-12 1229977	9,117.00			9,117.00				-					9,117.00			9,117.00
24-Sep-12 1229978	320.00			320.00				-					320.00			320.00
27-Sep-12 1229979		46,202.99		46,202.99				-					-	46,202.99		46,202.99
Total Disbursements	949,124.06	365,082.78	-	1,314,206.84	-	-	-	-	-	-	-	-	949,124.06	365,082.78	-	1,314,206.84
Date and TRA No.																
10/1/2012 1481141	136,100.00			136,100.00				-					136,100.00			136,100.00
10/1/2012 1481142		11,648.13		11,648.13				-					-	11,648.13		11,648.13
Total TRAs	136,100.00	11,648.13	-	147,748.13	-	-	-	-	-	-	-	-	136,100.00	11,648.13	-	147,748.13


NCA Received for the month of SEPTEMBER 2012
NCA No.: NCA-BMB-C-12-0012662 1,743,000.00
Total Disbursements as of September 30, 2012 1,314,206.84
Reported Subsequently cancelled, Ck#1229962 dtd 9/7/12 7,000.00
Balance of Cash Allocation as of September 30, 2012 435,793.16

Certified Correct:
Kristine Dale T. Borpuz
KRISTINE DALE T. BORPUZ
Accountant III

Approved By:
Dennis S. Santiago
DENNIS S. SANTIAGO
Executive Director III



MONTHLY REPORT OF DISBURSEMENTS
FOR THE MONTH OF OCTOBER, FY 2012



Department/Agency:
Address:
Fund Code:

DBM-GOVERNMENT PROCUREMENT POLICY BOARD-TECHNICAL SUPPORT OFFICE
Unit 2506 Raffles Corporate Center, F. Ortigas Jr. Rd., Ortigas Center, Pasig City
101

COLUMN 1		COLUMN 2				COLUMN 3				COLUMN 4				COLUMN 5			
PARTICULARS		CURRENT YEAR ALLOTMENT				CONTINUING ALLOTMENT				TRUST LIABILITIES				GRAND TOTAL			
		PS	MOOE	CO	TOTAL	PS	MOOE	CO	TOTAL	PS	MOOE	CO	TOTAL	PS	MOOE	CO	TOTAL
Date and Check No. Issued																	
04-Oct-12	1229980	8,451.97			8,451.97									8,451.97			8,451.97
04-Oct-12	1229981		30,070.00		30,070.00												30,070.00
04-Oct-12	1229982	59,000.00			59,000.00									59,000.00			59,000.00
04-Oct-12	1229983		60,334.82		60,334.82												60,334.82
04-Oct-12	1229984		9,629.02		9,629.02												9,629.02
08-Oct-12	1229985		18,158.40		18,158.40												18,158.40
08-Oct-12	1229986		6,798.01		6,798.01												6,798.01
10-Oct-12	1229987	299,778.46			299,778.46									299,778.46			299,778.46
10-Oct-12	1229988	54,000.00			54,000.00									54,000.00			54,000.00
12-Oct-12	1229989		1,421.96		1,421.96												1,421.96
12-Oct-12	1229990		5,890.15		5,890.15												5,890.15
12-Oct-12	1229991		6,006.00		6,006.00												6,006.00
12-Oct-12	1229992		33,139.75		33,139.75												33,139.75
12-Oct-12	1229993		1,976.00		1,976.00												1,976.00
15-Oct-12	1229994		9,166.00		9,166.00												9,166.00
15-Oct-12	1229995		1,500.00		1,500.00												1,500.00
15-Oct-12	1229997		12,792.64		12,792.64												12,792.64
19-Oct-12	1229998		29,250.00		29,250.00												29,250.00
23-Oct-12	1229999						25,616.32		25,616.32								25,616.32
24-Oct-12	1230000	289,265.21			289,265.21									289,265.21			289,265.21
24-Oct-12	1230001		29,250.00		29,250.00												29,250.00
24-Oct-12	1230002	221,654.30			221,654.30									221,654.30			221,654.30
24-Oct-12	1230003	5,700.00			5,700.00									5,700.00			5,700.00
24-Oct-12	1230004		9,610.82		9,610.82									9,610.82			9,610.82
24-Oct-12	1230005	15,500.00			15,500.00									15,500.00			15,500.00
24-Oct-12	1230006	10,542.00			10,542.00									10,542.00			10,542.00
24-Oct-12	1230007	320.00			320.00									320.00			320.00
Total Disbursements		973,822.76	255,382.75	-	1,229,205.51	-	25,616.32	-	25,616.32	-	-	-	-	973,822.76	260,999.07	-	1,254,821.83
Date and TRA No.																	
11/8/2012	1481143	136,100.00			136,100.00									136,100.00			136,100.00
11/8/2012	1481144		9,760.36		9,760.36		1,707.76		1,707.76						11,468.12		11,468.12
Total TRAs		136,100.00	9,760.36	-	145,860.36	-	1,707.76	-	1,707.76	-	-	-	-	136,100.00	11,468.12	-	147,568.12

NCA Received for the month of OCTOBER 2012

NCA No. : NCA-BMB-C-12-0012662 1,743,000.00
 NCA-BMB-C-12-0020052 764,460.00 2,507,460.00
 Total Disbursements as of October 31, 2012 1,254,821.83
 Reported Subsequently cancelled
 Balance of Cash Allocation as of October 31, 2012 1,252,638.17

Certified Correct:

Kristine Dale T. Corpuz
KRISTINE DALE T. CORPUZ
 Accountant III

Approved By:

Dennis Santiago
DENNIS SANTIAGO
 Executive Director III


RECEIVING COPY


MONTHLY REPORT OF DISBURSEMENTS
FOR THE MONTH OF NOVEMBER, FY 2012

Department/Agency: **DBM-GOVERNMENT PROCUREMENT POLICY BOARD-TECHNICAL SUPPORT OFFICE**
 Address: Unit 2506 Raffles Corporate Center, F. Ortigas Jr. Rd., Ortigas Center, Pasig City
 Fund Code: 101

COLUMN 1		COLUMN 2				COLUMN 3				COLUMN 4				COLUMN 5				
PARTICULARS		CURRENT YEAR ALLOTMENT				CONTINUING ALLOTMENT				TRUST LIABILITIES				GRAND TOTAL				
		PS	MOOE	CO	TOTAL	PS	MOOE	CO	TOTAL	PS	MOOE	CO	TOTAL	PS	MOOE	CO	TOTAL	
Date and Check No. Issued																		
06-Nov-12	1230008	-	-	-	-	15,000.00	-	-	15,000.00	-	-	-	-	-	15,000.00	-	-	15,000.00
06-Nov-12	1230009	-	-	-	-	3,735.00	-	-	3,735.00	-	-	-	-	-	3,735.00	-	-	3,735.00
06-Nov-12	1230010	-	-	-	-	2,988.00	-	-	2,988.00	-	-	-	-	-	2,988.00	-	-	2,988.00
06-Nov-12	1230011	-	-	-	-	5,976.00	-	-	5,976.00	-	-	-	-	-	5,976.00	-	-	5,976.00
06-Nov-12	1230012	-	-	-	-	10,294.63	-	-	10,294.63	-	-	-	-	-	10,294.63	-	-	10,294.63
07-Nov-12	1230013	-	-	-	-	16,000.00	-	-	16,000.00	-	-	-	-	-	16,000.00	-	-	16,000.00
07-Nov-12	1230014	58,722.62	-	-	58,722.62	-	-	-	-	-	-	-	-	58,722.62	-	-	58,722.62	
07-Nov-12	1230015	-	-	-	-	60,334.82	-	-	60,334.82	-	-	-	-	-	60,334.82	-	-	60,334.82
07-Nov-12	1230016	10,513.24	-	-	10,513.24	-	-	-	-	-	-	-	-	10,513.24	-	-	10,513.24	
09-Nov-12	1230017	-	-	-	-	9,166.00	-	-	9,166.00	-	-	-	-	-	9,166.00	-	-	9,166.00
09-Nov-12	1230018	-	-	-	-	6,006.00	-	-	6,006.00	-	-	-	-	-	6,006.00	-	-	6,006.00
13-Nov-12	1230019	-	-	-	-	18,158.40	-	-	18,158.40	-	-	-	-	-	18,158.40	-	-	18,158.40
13-Nov-12	1230021	-	-	-	-	1,044.40	-	-	1,044.40	-	-	-	-	-	1,044.40	-	-	1,044.40
13-Nov-12	1230022	287,491.70	-	-	287,491.70	-	-	-	-	-	-	-	-	287,491.70	-	-	287,491.70	
13-Nov-12	1230023	51,909.09	-	-	51,909.09	-	-	-	-	-	-	-	-	51,909.09	-	-	51,909.09	
13-Nov-12	1230027	5,000.00	-	-	5,000.00	-	-	-	-	-	-	-	-	5,000.00	-	-	5,000.00	
13-Nov-12	1230028	30,000.00	-	-	30,000.00	-	-	-	-	-	-	-	-	30,000.00	-	-	30,000.00	
13-Nov-12	1230029	-	-	-	-	39,137.17	-	-	39,137.17	-	-	-	-	-	39,137.17	-	-	39,137.17
16-Nov-12	1230030	-	-	-	-	10,941.86	-	-	10,941.86	-	-	-	-	-	10,941.86	-	-	10,941.86
19-Nov-12	1230031	-	-	-	-	83,000.00	-	-	83,000.00	-	-	-	-	-	83,000.00	-	-	83,000.00
19-Nov-12	1230032	-	-	-	-	35,351.40	-	-	35,351.40	-	-	-	-	-	35,351.40	-	-	35,351.40
19-Nov-12	1230033	632,563.50	-	-	632,563.50	-	-	-	-	-	-	-	-	632,563.50	-	-	632,563.50	
19-Nov-12	1230034	1,000.00	-	-	1,000.00	-	-	-	-	-	-	-	-	1,000.00	-	-	1,000.00	
19-Nov-12	1230035	31,878.00	-	-	31,878.00	-	-	-	-	-	-	-	-	31,878.00	-	-	31,878.00	
23-Nov-12	1230037	-	-	-	-	750,562.50	-	-	750,562.50	-	-	-	-	-	750,562.50	-	-	750,562.50
23-Nov-12	1230038	134,736.88	-	-	134,736.88	-	-	-	-	-	-	-	-	134,736.88	-	-	134,736.88	
23-Nov-12	1230039	130,182.70	-	-	130,182.70	-	-	-	-	-	-	-	-	130,182.70	-	-	130,182.70	
23-Nov-12	1230040	12,073.88	-	-	12,073.88	-	-	-	-	-	-	-	-	12,073.88	-	-	12,073.88	
23-Nov-12	1230041	7,857.08	-	-	7,857.08	-	-	-	-	-	-	-	-	7,857.08	-	-	7,857.08	
26-Nov-12	1230042	289,316.92	-	-	289,316.92	-	-	-	-	-	-	-	-	289,316.92	-	-	289,316.92	
26-Nov-12	1230043	630.19	-	-	630.19	-	-	-	-	-	-	-	-	630.19	-	-	630.19	
27-Nov-12	1230044	214,790.24	-	-	214,790.24	-	-	-	-	-	-	-	-	214,790.24	-	-	214,790.24	
27-Nov-12	1230045	5,300.00	-	-	5,300.00	-	-	-	-	-	-	-	-	5,300.00	-	-	5,300.00	
27-Nov-12	1230046	9,610.82	-	-	9,610.82	-	-	-	-	-	-	-	-	9,610.82	-	-	9,610.82	
27-Nov-12	1230047	14,425.00	-	-	14,425.00	-	-	-	-	-	-	-	-	14,425.00	-	-	14,425.00	
27-Nov-12	1230048	10,542.00	-	-	10,542.00	-	-	-	-	-	-	-	-	10,542.00	-	-	10,542.00	
27-Nov-12	1230049	320.00	-	-	320.00	-	-	-	-	-	-	-	-	320.00	-	-	320.00	
28-Nov-12	1230050	-	-	-	-	3,000.00	-	-	3,000.00	-	-	-	-	-	3,000.00	-	-	3,000.00
28-Nov-12	1230051	-	-	-	-	9,711.00	-	-	9,711.00	-	-	-	-	-	9,711.00	-	-	9,711.00
28-Nov-12	1230052	-	-	-	-	13,446.00	-	-	13,446.00	-	-	-	-	-	13,446.00	-	-	13,446.00
28-Nov-12	1230053	-	-	-	-	3,735.00	-	-	3,735.00	-	-	-	-	-	3,735.00	-	-	3,735.00
Total Disbursements		1,938,863.86	-	-	1,938,863.86	-	1,097,588.18	-	1,097,588.18	-	-	-	-	1,938,863.86	1,097,588.18	-	3,036,452.04	
Date and TRA No.																		
12/10/2012	1481145	146,884.28	-	-	146,884.28	-	-	-	-	-	-	-	-	146,884.28	-	-	146,884.28	
12/10/2012	1481146	-	-	-	-	61,481.54	-	-	61,481.54	-	-	-	-	-	61,481.54	-	61,481.54	
Total TRAs		146,884.28	-	-	146,884.28	-	61,481.54	-	61,481.54	-	-	-	-	146,884.28	61,481.54	-	208,365.82	

NCA Received for the month of NOVEMBER 2012
 NCA No. : NCA-BMB-C-12-0012662 1,743,000.00
 NCA-BMB-C-12-0021336 1,168,000.00
 NCA-BMB-C-12-0021774 668,441.00
 Total Disbursements as of November 30, 2012 3,579,441.00
 Reported Subsequently cancelled 3,036,452.04
Balance of Cash Allocation as of November 30, 2012 542,988.96

Certified Correct:

 KRISTINE DALE T. CORPUZ
 Accountant III
 Page 1 of 1

Approved By:

 DENNIS S. SANTIAGO
 Executive Director III

RECEIVING COPY

MONTHLY REPORT OF DISBURSEMENTS
FOR THE MONTH OF DECEMBER, FY 2012

Department/Agency: **DBM-GOVERNMENT PROCUREMENT POLICY BOARD-TECHNICAL SUPPORT OFFICE**

Address: Unit 2506 Raffles Corporate Center, F. Ortigas Jr. Rd., Ortigas Center, Pasig City

Fund Code: 101

COLUMN 1 PARTICULARS		COLUMN 2 CURRENT YEAR ALLOTMENT				COLUMN 3 CONTINUING ALLOTMENT				COLUMN 4 TRUST LIABILITIES				COLUMN 5 GRAND TOTAL			
		PS	MOOE	CO	TOTAL	PS	MOOE	CO	TOTAL	PS	MOOE	CO	TOTAL	PS	MOOE	CO	TOTAL
Date and Check No. Issued																	
07-Dec-12	1230054		674.19		674.19										674.19		674.19
07-Dec-12	1230055														18,158.40		18,158.40
07-Dec-12	1230056														60,334.82		60,334.82
07-Dec-12	1230057														9,166.00		9,166.00
07-Dec-12	1230058	58,802.46			58,802.46									58,802.46			58,802.46
07-Dec-12	1230059														387,750.00		387,750.00
07-Dec-12	1230060														2,000.00		2,000.00
07-Dec-12	1230061														2,000.00		2,000.00
10-Dec-12	1230062														81,000.00		81,000.00
10-Dec-12	1230063														53,000.00		53,000.00
12-Dec-12	1230064														6,006.00		6,006.00
12-Dec-12	1230065	290,133.22			290,133.22									290,133.22			290,133.22
12-Dec-12	1230066	54,000.00			54,000.00									54,000.00			54,000.00
12-Dec-12	1230067	127,000.00			127,000.00									127,000.00			127,000.00
12-Dec-12	1230068	4,118.55			4,118.55									4,118.55			4,118.55
13-Dec-12	1230069														50,000.00		50,000.00
19-Dec-12	1230070														31,065.60		31,065.60
19-Dec-12	1230071		26,000.00		26,000.00										26,000.00		26,000.00
20-Dec-12	1230072	221,575.35			221,575.35									221,575.35			221,575.35
20-Dec-12	1230073														5,700.00		5,700.00
20-Dec-12	1230074	5,700.00			5,700.00									5,700.00			5,700.00
20-Dec-12	1230075	9,610.82			9,610.82									9,610.82			9,610.82
20-Dec-12	1230076	15,675.00			15,675.00									15,675.00			15,675.00
20-Dec-12	1230077	10,542.00			10,542.00									10,542.00			10,542.00
20-Dec-12	1230078	380.00			380.00									380.00			380.00
21-Dec-12	1230079														12,067.77		12,067.77
26-Dec-12	1230080														9,174.00		9,174.00
26-Dec-12	1230082	15,839.64			15,839.64									15,839.64			15,839.64
26-Dec-12	1230083	283,516.37			283,516.37									283,516.37			283,516.37
27-Dec-12	1230084		70,312.50		70,312.50										70,312.50		70,312.50
27-Dec-12	1230085														1,829.50		1,829.50
27-Dec-12	1230086			15,000.00	15,000.00			260,000.00	260,000.00							275,000.00	275,000.00
27-Dec-12	1230087							25,363.81	25,363.81							25,363.81	25,363.81
27-Dec-12	1230088							49,713.47	49,713.47						49,713.47		49,713.47
27-Dec-12	1230089							9,740.00	9,740.00						9,740.00		9,740.00
27-Dec-12	1230090	6,616.85			6,616.85									6,616.85			6,616.85
27-Dec-12	1230091							18,618.16	18,618.16							18,618.16	18,618.16
Total Disbursements		1,103,510.26	96,986.69	15,000.00	1,215,496.95			783,005.56	303,981.97	1,086,987.53				1,103,510.26	879,992.25	318,981.97	2,302,484.48
Date and TRA No.																	
1/2/2013	1481150	156,724.28			156,724.28									156,724.28			156,724.28
1/2/2013	1481149		4,687.50		4,687.50			32,970.09	1,435.69	34,405.78				37,657.59		1,435.69	39,093.28
Total TRAs		156,724.28	4,687.50		161,411.78			32,970.09	1,435.69	34,405.78				156,724.28	37,657.59	1,435.69	195,817.56

NCA Received for the month of DECEMBER 2012

NCA No. :	NCA-BMB-C-12-0012662	1,740,000.00	
	NCA-BMB-C-12-0021336	694,000.00	
	NCA-BMB-C-12-0021774	96,019.00	
	NCA-BMB-C-12-0024452	135,000.00	2,665,019.00

Total Disbursements as of December 31, 2012 **2,302,484.48**

Reported Subsequently cancelled

Balance of Cash Allocation as of December 31, 2012 **362,534.52**

Certified Correct:

Kristine Dale T. Compuz
KRISTINE DALE T. COMPUZ
Accountant III



Approved By:

Dennis S. Santiago
DENNIS S. SANTIAGO
Executive Director III