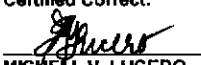
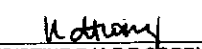


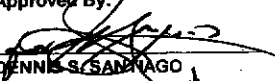
STATEMENT OF APPROPRIATIONS, ALLOTMENTS, OBLIGATIONS, DISBURSEMENTS AND BALANCES (Revised)
 As of the Quarter Ending : **DECEMBER 2013.**

Department: Department of Budget and Management
 Agency/Operating Unit : Government Procurement Policy Board - Technical Support Office
 Region/Province/City: NCR
 Fund: 171

| Particulars | Appropriations | | | Allotments | | | Current Year Obligations | | | | | Current Year Disbursements | | | | Balances | | | | |
|---|--------------------------|-------------|-------------------------|---------------------|-------------|---------------|---------------------------|-----------------------------|----------------------------|-----------------------------|----------------------------|----------------------------|-----------------------------|----------------------------|-----------------------------|----------------------------|--------------------|--------------------------|-----------------------|--------------------|
| | Authorized Appropriation | Adjustments | Adjusted Appropriations | Allotments Received | Transfer To | Transfer From | Adjusted Total Allotments | 1st Quarter ending March 31 | 2nd Quarter ending June 30 | 3rd Quarter ending Sept. 30 | 4th Quarter ending Dec. 31 | Total | 1st Quarter ending March 31 | 2nd Quarter ending June 30 | 3rd Quarter ending Sept. 30 | 4th Quarter ending Dec. 31 | Total | Unreleased Appropriation | Unobligated Allotment | Unpaid Obligations |
| 1 | 2 | 3 | (2+3)=4 | 5 | 6 | 7 | 8 = (5-6+7) | 9 | 10 | 11 | 12 | 13 = (9+10+11+12) | 14 | 15 | 16 | 17 | 18 = (14+15+16+17) | 19 = (4-8) | 20 = (8-13) | 21 = (13-18) |
| II. PRIOR YEAR'S BUDGET/ CONTINUING APPROPRIATIONS | | | | | | | | | | | | | | | | | | | | |
| D. UNRELEASED APPROPRIATION | | | | | | | | | | | | | | | | | | | | |
| AGENCY SPECIFIC BUDGET | | | | | | | | | | | | | | | | | | | | |
| Personnel Services | - | - | - | - | - | - | - | - | - | - | - | - | - | - | - | - | - | - | - | - |
| Maintenance & Other Operating Expenses | - | - | - | - | - | - | - | - | - | - | - | - | - | - | - | - | - | - | - | - |
| Capital Outlays | - | - | - | - | - | - | - | - | - | - | - | - | - | - | - | - | - | - | - | - |
| E. SPECIAL PURPOSE FUNDS | | | | | | | | | | | | | | | | | | | | |
| Calamity Fund | - | - | - | - | - | - | - | - | - | - | - | - | - | - | - | - | - | - | - | - |
| Maintenance & Other Operating Expenses | - | - | - | - | - | - | - | - | - | - | - | - | - | - | - | - | - | - | - | - |
| Capital Outlays | - | - | - | - | - | - | - | - | - | - | - | - | - | - | - | - | - | - | - | - |
| Priority Development Assistance Fund | - | - | - | - | - | - | - | - | - | - | - | - | - | - | - | - | - | - | - | - |
| Maintenance & Other Operating Expenses | - | - | - | - | - | - | - | - | - | - | - | - | - | - | - | - | - | - | - | - |
| F. UNOBLIGATED ALLOTMENT | | | | | | | | | | | | | | | | | | | | |
| Personnel Services | - | - | - | - | - | - | - | - | - | - | - | - | - | - | - | - | - | - | - | - |
| Salaries and Wages | - | - | - | - | - | - | - | - | - | - | - | - | - | - | - | - | - | - | - | - |
| Maintenance & Other Operating Expenses | 1,885,810.00 | - | 1,885,810.00 | 1,885,810.00 | - | - | 1,885,810.00 | - | 951,828.48 | 470,400.00 | - | 1,422,228.48 | - | 96,944.40 | 27,000.00 | 361,411.39 | 468,355.79 | - | 263,361.52 | 891,972.09 |
| Travelling Expenses | - | - | - | - | - | - | - | - | - | - | - | - | - | - | - | - | - | - | - | - |
| Travel Expenses-Local | - | - | - | - | - | - | - | - | - | - | - | - | - | - | - | - | - | - | - | - |
| Travel Expense-Foreign | - | - | - | - | - | - | - | - | - | - | - | - | - | - | - | - | - | - | - | - |
| Training Expenses | - | - | - | - | - | - | - | - | - | - | - | - | - | - | - | - | - | - | - | - |
| Training Expense | 7,800.00 | - | 7,800.00 | 7,800.00 | - | - | 7,800.00 | - | 7,800.00 | - | - | 7,800.00 | - | 7,800.00 | - | - | 7,800.00 | - | - | - |
| Subscription Expense | 108,000.00 | - | 108,000.00 | 108,000.00 | - | - | 108,000.00 | - | 108,000.00 | - | - | 108,000.00 | - | 9,000.00 | 27,000.00 | 27,000.00 | 63,000.00 | - | - | 45,000.00 |
| Professional Services | - | - | - | - | - | - | - | - | - | - | - | - | - | - | - | - | - | - | - | - |
| Consultancy Services | 1,569,810.00 | - | 1,569,810.00 | 1,569,810.00 | - | - | 1,569,810.00 | - | 836,028.48 | 470,400.00 | - | 1,306,428.48 | - | 80,144.40 | - | 334,411.39 | 414,555.79 | - | 263,361.52 | 891,972.09 |
| Bank Charges | - | - | - | - | - | - | - | - | - | - | - | - | - | - | - | - | - | - | - | - |
| Interest Expenses | - | - | - | - | - | - | - | - | - | - | - | - | - | - | - | - | - | - | - | - |
| Capital Outlays | 431,990.00 | - | 431,990.00 | 431,990.00 | - | - | 431,990.00 | - | - | 194,970.00 | - | 194,970.00 | - | - | 144,570.00 | - | 144,570.00 | - | 237,020.00 | 50,400.00 |
| IT Equipment and Software | 431,990.00 | - | 431,990.00 | 431,990.00 | - | - | 431,990.00 | - | - | 194,970.00 | - | 194,970.00 | - | - | 144,570.00 | - | 144,570.00 | - | 237,020.00 | 50,400.00 |
| TOTAL PRIOR YEAR'S BUDGET/ CONT. APPROPRIATIONS | 2,117,600.00 | - | 2,117,600.00 | 2,117,600.00 | - | - | 2,117,600.00 | - | 951,828.48 | 665,370.00 | - | 1,617,198.48 | - | 96,944.40 | 171,570.00 | 361,411.39 | 629,925.79 | - | 500,401.52 | 987,272.69 |
| GRAND TOTAL | 2,117,600.00 | - | 2,117,600.00 | 2,117,600.00 | - | - | 2,117,600.00 | - | 951,828.48 | 665,370.00 | 0.00 | 1,617,198.48 | - | 96,944.40 | 171,570.00 | 361,411.39 | 629,925.79 | 0.00 | 500,401.52 | 987,272.69 |

Certified Correct:

MICHELL V. LUCERO
 Administrative Officer IV
 Date: _____

Certified Correct:

KRISTINE DALE T. CORPUZ
 Accountant III
 Date: _____

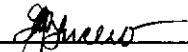
Approved By:

DENNIS S. SANTIAGO
 Executive Director
 Date: _____

**List of Agency Budget Matrix/Special Allotment Release Orders / Sub-Allotment Release Orders
As of December 2013**


Department: Department of Budget and Management
 Agency/OU: Government Procurement Policy Board - Technical Support Office
 Region/Province/City: NCR
 Fund: 171

| No. | ABM/SARO/Sub-ARO No. | Date of ABM SARO/Sub-ARO | Fund Source Reg/SPF/etc. | Allotments | | | | Sub-Allotment to Regions/Operating Units | | | | Total Allotments |
|---|-------------------------|--------------------------|--------------------------|------------|--------------|------------|--------------|--|------|----|--------------|------------------|
| | | | | PS | MOOE | CO | Total | PS | MOOE | CO | Total | |
| 1 | 2 | 3 | 4 | 5 | 6 | 7 | 8=(5+6+7) | 9 | 10 | 11 | 12=(9+10+11) | 13=(8+12) |
| A. Allotments received from DBM | | | | | | | | | | | | |
| 1 | SARO-BMB-C-12-0023972 | 17-Oct-12 | IDF Grant No. TF011725 | | 1,685,610.00 | 431,990.00 | 2,117,600.00 | - | - | - | - | 2,117,600.00 |
| 2 | | | | | | | | | | | | |
| 3 | | | | | | | | | | | | |
| 4 | | | | | | | | | | | | |
| 5 | | | | | | | | | | | | |
| 6 | | | | | | | | | | | | |
| 7 | | | | | | | | | | | | |
| 8 | | | | | | | | | | | | |
| 9 | | | | | | | | | | | | |
| 10 | | | | | | | | | | | | |
| 11 | | | | | | | | | | | | |
| 12 | | | | | | | | | | | | |
| 13 | | | | | | | | | | | | |
| 14 | | | | | | | | | | | | |
| 15 | | | | | | | | | | | | |
| | Sub-total | | | - | 1,685,610.00 | 431,990.00 | 2,117,600.00 | - | - | - | - | 2,117,600.00 |
| B. Sub-allotments received from Central Office/Regional Office | | | | | | | | | | | | |
| 1 | | | | | | | | | | | | |
| 2 | | | | | | | | | | | | |
| 3 | | | | | | | | | | | | |
| 4 | | | | | | | | | | | | |
| 5 | | | | | | | | | | | | |
| 6 | | | | | | | | | | | | |
| | Sub-Total | | | - | - | - | - | - | - | - | - | - |
| | Total Allotments | | | - | 1,685,610.00 | 431,990.00 | 2,117,600.00 | - | - | - | - | 2,117,600.00 |

Certified Correct:


MICHELL V. LUCERO
 Administrative Officer IV

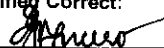
Approved By:



DENNIS S. SANTIAGO
 Executive Director V


DETAILED STATEMENT OF CURRENT YEAR'S OBLIGATIONS, DISBURSEMENTS AND UNPAID OBLIGATIONS (Revised)
As of December 2013

Department: Department of Budget and Management
 Agency/Operating Units : Government Procurement Policy Board - Technical Support Office
 Region/Province/City: NCR
 Fund: 171

| Program/Activity/Project (P/A/P) and Account Title | Account Code | Current Year Obligations | | | | | Disbursements | | | | | Balance (Unpaid Obligations) 13 = (7-12) - (14+15) | Breakdown of Unpaid Obligations | |
|---|--------------|-----------------------------|----------------------------|-----------------------------|----------------------------|--------------|-----------------------------|----------------------------|-----------------------------|----------------------------|------------|---|---------------------------------|--|
| | | 1st Quarter ending March 31 | 2nd Quarter ending June 30 | 3rd Quarter ending Sept. 30 | 4th Quarter ending Dec. 31 | Total | 1st Quarter ending March 31 | 2nd Quarter ending June 30 | 3rd Quarter ending Sept. 30 | 4th Quarter ending Dec. 31 | Total | | Accounts Payable | Obligations Not Yet Due and Demandable |
| 1 | 2 | 3 | 4 | 5 | 6 | 7 | 8 | 9 | 10 | 11 | 12 | 13 | 14 | 15 |
| 1. CURRENT YEAR BUDGET/APPROPRIATIONS | | | | | | | | | | | | | | |
| A. AGENCY SPECIFIC BUDGET | | | | | | | | | | | | | | |
| P/A/P (please specify) | | | | | | | | | | | | | | |
| Personnel Services | | - | | | | - | - | | | | - | | | |
| Maintenance & Other Operating Expenses | | | | | | - | | | | | - | | | |
| TOTAL CURRENT YEAR BUDGET/APPROPRIATION | | - | | | | - | - | | | | - | | | |
| B. PRIOR YEAR'S BUDGET/CONTINUING APPROPRIATION | | | | | | | | | | | | | | |
| D. Unreleased Appropriations | | | | | | | | | | | | | | |
| Personnel Services | | | | | | | | | | | | | | |
| Maintenance & Other Operating Expenses | | | | | | - | | | | | - | | | |
| Capital Outlays | | | | | | | | | | | | | | |
| E. Unobligated Allotment | | | | | | | | | | | | | | |
| Personnel Services | | | | | | | | | | | | | | |
| Maintenance & Other Operating Expenses | | - | 951,828.48 | 470,400.00 | - | 1,422,228.48 | - | 96,944.40 | 27,000.00 | 361,411.39 | 485,355.79 | 936,872.69 | - | 936,872.69 |
| Travelling Expenses | | | | | | - | | | | | - | | | |
| Travel Expenses-Local | 751 | - | | | | - | | | | | - | | | |
| Travel Expenses-Foreign | 752 | - | | | | - | | | | | - | | | |
| Training and Scholarship Expenses | | | | | | - | | | | | - | | | |
| Training Expenses | 753 | - | 7,800.00 | - | - | 7,800.00 | | 7,800.00 | | | 7,800.00 | - | | - |
| Subscription Expense | 786 | | 108,000.00 | | | 108,000.00 | | 9,000.00 | 27,000.00 | 27,000.00 | 63,000.00 | 45,000.00 | | 45,000.00 |
| Professional Services | | | | | | - | | | | | - | | | |
| Consultancy Services | 793 | | 836,028.48 | 470,400.00 | | 1,306,428.48 | | 80,144.40 | | 334,411.39 | 414,555.79 | 891,872.69 | | 891,872.69 |
| Others (pls. specify) | | | | | | - | | | | | - | | | |
| Financial Expenses | | | | | | | | | | | | | | |
| Capital Outlays | | - | - | 194,970.00 | - | 194,970.00 | - | - | 144,570.00 | - | 144,570.00 | 50,400.00 | - | 50,400.00 |
| Office Buildings | 211 | - | | | | - | | | | | - | | | |
| School Buildings | 212 | - | | | | - | | | | | - | | | |
| Hospitals and Health Centers | 213 | - | | | | - | | | | | - | | | |
| Office Equipment | 221 | - | | | | - | | | | | - | | | |
| Furniture and Fixtures | 222 | - | | | | - | | | | | - | | | |
| IT Equipment and Software | 223 | - | | 194,970.00 | - | 194,970.00 | - | - | 144,570.00 | | 144,570.00 | 50,400.00 | | 50,400.00 |
| Total PRIOR YEAR'S BUDGET/CONTINUING APPROPRIATION | | - | 951,828.48 | 665,370.00 | - | 1,617,198.48 | - | 96,944.40 | 171,570.00 | 361,411.39 | 629,925.79 | 987,272.69 | - | 987,272.69 |
| GRAND TOTAL | | - | 951,828.48 | 665,370.00 | - | 1,617,198.48 | - | 96,944.40 | 171,570.00 | 361,411.39 | 629,925.79 | 987,272.69 | - | 987,272.69 |

Certified Correct:

 MICHELL V. LUCERO
 Administrative Officer IV
 Date: _____

Certified Correct:

 KRISTINE DALE T. CORPUZ
 Accountant III
 Date: _____

Approved By:

 DENNIS S. SANTIAGO
 Executive Director
 Date: _____

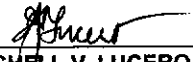
SUMMARY OF PRIOR YEAR'S OBLIGATIONS, DISBURSEMENTS AND UNPAID PRIOR YEAR OBLIGATIONS
 For the Period Ending: December 2013

Annex C

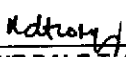
Department: Department of Budget and Management
 Agency/Operating Units : Government Procurement Policy Board - Technical Support Office
 Region/Province/City: NCR
 Fund: 171

| Particulars | PRIOR YEAR'S OBLIGATIONS | | | DISBURSEMENTS | | | | | Unpaid Obligations |
|---|-------------------------------|-------------|------------------|-----------------------------|----------------------------|-----------------------------|----------------------------|---------------|--------------------|
| | Balance Beginning of the year | Adjustments | Adjusted Balance | 1st Quarter ending March 31 | 2nd Quarter ending June 30 | 3rd Quarter ending Sept. 30 | 4th Quarter ending Dec. 31 | Total | |
| 1 | 2 | 3 | (2+3)=4 | 5 | 6 | 7 | 8 | 9 = (5+6+7+8) | 10 |
| I. PRIOR YEARS' ACCOUNTS PAYABLE | | | | | | | | | |
| Personnel Services | - | - | - | - | - | - | | - | - |
| Maintenance & Other Operating Expenses | - | - | - | - | - | - | | - | - |
| Capital Outlays | - | - | - | - | - | - | | - | - |
| TOTAL | - | - | - | - | - | - | | - | - |
| II. OBLIGATIONS NOT YET DUE AND DEMANDABLE | | | | | | | | | |
| Personnel Services | - | - | - | - | - | - | | - | - |
| Maintenance & Other Operating Expenses | - | - | - | - | - | - | | - | - |
| Capital Outlays | - | - | - | - | - | - | | - | - |
| TOTAL | - | - | - | - | - | - | | - | - |
| GRAND TOTAL | - | - | - | - | - | - | | - | - |

Certified Correct:


MICHELL V. LUCERO
 Administrative Officer IV
 Date:

Certified Correct:


KRISTINE DALE T. CORPUZ
 Accountant III
 Date:

Approved by:


DENNIS S. SANTIAGO
 Executive Director
 Date:

SUMMARY REPORT OF DISBURSEMENTS

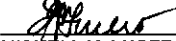
For the Quarter Ending December 2013

In Pesos

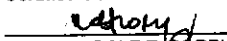
Department : Department of Budget and Management
 Agency/Operating Unit : Government Procurement Policy Board - Technical Support Office
 Region/Province/City : NCR
 Fund : 171

| PARTICULARS | CURRENT YEAR BUDGET | | | | PRIOR YEAR'S BUDGET | | | | PRIOR YEARS' OBLIGATIONS | | | | SUB-TOTAL (5)=2+3+4 | TRUST LIABILITIES | | | | Others (7) | GRAND TOTAL | | | Remarks (9) | | |
|------------------------------|---------------------|-------------|-------------|-------------|---------------------|-------------------|-------------------|-------------------|--------------------------|-------------|-------------|-------------|------------------------|-------------------|-------------|-------------|-------------|---------------|-------------------|-------------------|-------------------|----------------|-------------|-------------------|
| | PS | MOOE | CO | TOTAL | PS | MOOE | CO | TOTAL | PS | MOOE | CO | TOTAL | | PS | MOOE | CO | TOTAL | | PS | MOOE | CO | | TOTAL | |
| (1) | (2) | | | | (3) | | | | (4) | | | | (5) | (6) | | | | (7) | (8) | | | (9) | | |
| FIRST QUARTER | | | | | | | | | | | | | | | | | | | | | | | | |
| Notice of Cash Allocation | | | | | | | | | | | | | | | | | | | | | | | | |
| MDS Checks Issued | 0.00 | 0.00 | 0.00 | 0.00 | 0.00 | 0.00 | 0.00 | 0.00 | 0.00 | 0.00 | 0.00 | 0.00 | 0.00 | 0.00 | 0.00 | 0.00 | 0.00 | 0.00 | 0.00 | 0.00 | 0.00 | 0.00 | 0.00 | 0.00 |
| Advice to Debit Account | 0.00 | 0.00 | 0.00 | 0.00 | 0.00 | 0.00 | 0.00 | 0.00 | 0.00 | 0.00 | 0.00 | 0.00 | 0.00 | 0.00 | 0.00 | 0.00 | 0.00 | 0.00 | 0.00 | 0.00 | 0.00 | 0.00 | 0.00 | 0.00 |
| Tax Remittance Advice Issued | 0.00 | 0.00 | 0.00 | 0.00 | 0.00 | 0.00 | 0.00 | 0.00 | 0.00 | 0.00 | 0.00 | 0.00 | 0.00 | 0.00 | 0.00 | 0.00 | 0.00 | 0.00 | 0.00 | 0.00 | 0.00 | 0.00 | 0.00 | 0.00 |
| Cash Disbursement Ceiling | 0.00 | 0.00 | 0.00 | 0.00 | 0.00 | 0.00 | 0.00 | 0.00 | 0.00 | 0.00 | 0.00 | 0.00 | 0.00 | 0.00 | 0.00 | 0.00 | 0.00 | 0.00 | 0.00 | 0.00 | 0.00 | 0.00 | 0.00 | 0.00 |
| Non-Cash Availment Authority | 0.00 | 0.00 | 0.00 | 0.00 | 0.00 | 0.00 | 0.00 | 0.00 | 0.00 | 0.00 | 0.00 | 0.00 | 0.00 | 0.00 | 0.00 | 0.00 | 0.00 | 0.00 | 0.00 | 0.00 | 0.00 | 0.00 | 0.00 | 0.00 |
| TOTAL | 0.00 | 0.00 | 0.00 | 0.00 | 0.00 | 0.00 | 0.00 | 0.00 | 0.00 | 0.00 | 0.00 | 0.00 | 0.00 | 0.00 | 0.00 | 0.00 | 0.00 | 0.00 | 0.00 | 0.00 | 0.00 | 0.00 | 0.00 | 0.00 |
| SECOND QUARTER | | | | | | | | | | | | | | | | | | | | | | | | |
| Notice of Cash Allocation | | | | | | | | | | | | | | | | | | | | | | | | |
| MDS Checks Issued | 0.00 | 0.00 | 0.00 | 0.00 | 0.00 | 0.00 | 0.00 | 0.00 | 0.00 | 0.00 | 0.00 | 0.00 | 0.00 | 0.00 | 0.00 | 0.00 | 0.00 | 0.00 | 0.00 | 0.00 | 0.00 | 0.00 | 0.00 | 0.00 |
| Advice to Debit Account | 0.00 | 0.00 | 0.00 | 0.00 | 0.00 | 0.00 | 0.00 | 0.00 | 0.00 | 0.00 | 0.00 | 0.00 | 0.00 | 0.00 | 0.00 | 0.00 | 0.00 | 0.00 | 0.00 | 0.00 | 0.00 | 0.00 | 0.00 | 0.00 |
| Designated Account | 0.00 | 0.00 | 0.00 | 0.00 | 0.00 | 96,381.90 | 0.00 | 96,381.90 | 0.00 | 0.00 | 0.00 | 0.00 | 96,381.90 | 0.00 | 0.00 | 0.00 | 0.00 | 0.00 | 96,381.90 | 0.00 | 96,381.90 | 0.00 | 0.00 | 96,381.90 |
| Tax Remittance Advice Issued | 0.00 | 0.00 | 0.00 | 0.00 | 0.00 | 0.00 | 0.00 | 0.00 | 0.00 | 0.00 | 0.00 | 0.00 | 0.00 | 0.00 | 0.00 | 0.00 | 0.00 | 0.00 | 0.00 | 0.00 | 0.00 | 0.00 | 0.00 | 0.00 |
| Cash Disbursement Ceiling | 0.00 | 0.00 | 0.00 | 0.00 | 0.00 | 0.00 | 0.00 | 0.00 | 0.00 | 0.00 | 0.00 | 0.00 | 0.00 | 0.00 | 0.00 | 0.00 | 0.00 | 0.00 | 0.00 | 0.00 | 0.00 | 0.00 | 0.00 | 0.00 |
| Non-Cash Availment Authority | 0.00 | 0.00 | 0.00 | 0.00 | 0.00 | 0.00 | 0.00 | 0.00 | 0.00 | 0.00 | 0.00 | 0.00 | 0.00 | 0.00 | 0.00 | 0.00 | 0.00 | 0.00 | 0.00 | 0.00 | 0.00 | 0.00 | 0.00 | 0.00 |
| TOTAL | 0.00 | 0.00 | 0.00 | 0.00 | 0.00 | 96,381.90 | 0.00 | 96,381.90 | 0.00 | 0.00 | 0.00 | 0.00 | 96,381.90 | 0.00 | 0.00 | 0.00 | 0.00 | 0.00 | 96,381.90 | 0.00 | 96,381.90 | 0.00 | 0.00 | 96,381.90 |
| THIRD QUARTER | | | | | | | | | | | | | | | | | | | | | | | | |
| Notice of Cash Allocation | | | | | | | | | | | | | | | | | | | | | | | | |
| MDS Checks Issued | 0.00 | 0.00 | 0.00 | 0.00 | 0.00 | 0.00 | 0.00 | 0.00 | 0.00 | 0.00 | 0.00 | 0.00 | 0.00 | 0.00 | 0.00 | 0.00 | 0.00 | 0.00 | 0.00 | 0.00 | 0.00 | 0.00 | 0.00 | 0.00 |
| Advice to Debit Account | 0.00 | 0.00 | 0.00 | 0.00 | 0.00 | 0.00 | 0.00 | 0.00 | 0.00 | 0.00 | 0.00 | 0.00 | 0.00 | 0.00 | 0.00 | 0.00 | 0.00 | 0.00 | 0.00 | 0.00 | 0.00 | 0.00 | 0.00 | 0.00 |
| Designated Account | 0.00 | 0.00 | 0.00 | 0.00 | 0.00 | 34,744.82 | 136,825.18 | 171,570.00 | 0.00 | 0.00 | 0.00 | 0.00 | 171,570.00 | 0.00 | 0.00 | 0.00 | 0.00 | 0.00 | 34,744.82 | 136,825.18 | 171,570.00 | 0.00 | 0.00 | 171,570.00 |
| Tax Remittance Advice Issued | 0.00 | 0.00 | 0.00 | 0.00 | 0.00 | 0.00 | 0.00 | 0.00 | 0.00 | 0.00 | 0.00 | 0.00 | 0.00 | 0.00 | 0.00 | 0.00 | 0.00 | 0.00 | 0.00 | 0.00 | 0.00 | 0.00 | 0.00 | 0.00 |
| Cash Disbursement Ceiling | 0.00 | 0.00 | 0.00 | 0.00 | 0.00 | 0.00 | 0.00 | 0.00 | 0.00 | 0.00 | 0.00 | 0.00 | 0.00 | 0.00 | 0.00 | 0.00 | 0.00 | 0.00 | 0.00 | 0.00 | 0.00 | 0.00 | 0.00 | 0.00 |
| Non-Cash Availment Authority | 0.00 | 0.00 | 0.00 | 0.00 | 0.00 | 0.00 | 0.00 | 0.00 | 0.00 | 0.00 | 0.00 | 0.00 | 0.00 | 0.00 | 0.00 | 0.00 | 0.00 | 0.00 | 0.00 | 0.00 | 0.00 | 0.00 | 0.00 | 0.00 |
| TOTAL | 0.00 | 0.00 | 0.00 | 0.00 | 0.00 | 34,744.82 | 136,825.18 | 171,570.00 | 0.00 | 0.00 | 0.00 | 0.00 | 171,570.00 | 0.00 | 0.00 | 0.00 | 0.00 | 0.00 | 34,744.82 | 136,825.18 | 171,570.00 | 0.00 | 0.00 | 171,570.00 |
| FOURTH QUARTER | | | | | | | | | | | | | | | | | | | | | | | | |
| Notice of Cash Allocation | 0.00 | 0.00 | 0.00 | 0.00 | 0.00 | 0.00 | 0.00 | 0.00 | 0.00 | 0.00 | 0.00 | 0.00 | 0.00 | 0.00 | 0.00 | 0.00 | 0.00 | 0.00 | 0.00 | 0.00 | 0.00 | 0.00 | 0.00 | 0.00 |
| MDS Checks Issued | 0.00 | 0.00 | 0.00 | 0.00 | 0.00 | 0.00 | 0.00 | 0.00 | 0.00 | 0.00 | 0.00 | 0.00 | 0.00 | 0.00 | 0.00 | 0.00 | 0.00 | 0.00 | 0.00 | 0.00 | 0.00 | 0.00 | 0.00 | 0.00 |
| Advice to Debit Account | 0.00 | 0.00 | 0.00 | 0.00 | 0.00 | 0.00 | 0.00 | 0.00 | 0.00 | 0.00 | 0.00 | 0.00 | 0.00 | 0.00 | 0.00 | 0.00 | 0.00 | 0.00 | 0.00 | 0.00 | 0.00 | 0.00 | 0.00 | 0.00 |
| Designated Account | 0.00 | 0.00 | 0.00 | 0.00 | 0.00 | 361,973.89 | 0.00 | 361,973.89 | 0.00 | 0.00 | 0.00 | 0.00 | 361,973.89 | 0.00 | 0.00 | 0.00 | 0.00 | 0.00 | 361,973.89 | 0.00 | 361,973.89 | 0.00 | 0.00 | 361,973.89 |
| Tax Remittance Advice Issued | 0.00 | 0.00 | 0.00 | 0.00 | 0.00 | 0.00 | 0.00 | 0.00 | 0.00 | 0.00 | 0.00 | 0.00 | 0.00 | 0.00 | 0.00 | 0.00 | 0.00 | 0.00 | 0.00 | 0.00 | 0.00 | 0.00 | 0.00 | 0.00 |
| Cash Disbursement Ceiling | 0.00 | 0.00 | 0.00 | 0.00 | 0.00 | 0.00 | 0.00 | 0.00 | 0.00 | 0.00 | 0.00 | 0.00 | 0.00 | 0.00 | 0.00 | 0.00 | 0.00 | 0.00 | 0.00 | 0.00 | 0.00 | 0.00 | 0.00 | 0.00 |
| Non-Cash Availment Authority | 0.00 | 0.00 | 0.00 | 0.00 | 0.00 | 0.00 | 0.00 | 0.00 | 0.00 | 0.00 | 0.00 | 0.00 | 0.00 | 0.00 | 0.00 | 0.00 | 0.00 | 0.00 | 0.00 | 0.00 | 0.00 | 0.00 | 0.00 | 0.00 |
| TOTAL | 0.00 | 0.00 | 0.00 | 0.00 | 0.00 | 361,973.89 | 0.00 | 361,973.89 | 0.00 | 0.00 | 0.00 | 0.00 | 361,973.89 | 0.00 | 0.00 | 0.00 | 0.00 | 0.00 | 361,973.89 | 0.00 | 361,973.89 | 0.00 | 0.00 | 361,973.89 |
| GRAND TOTAL | 0.00 | 0.00 | 0.00 | 0.00 | 0.00 | 493,100.61 | 136,825.18 | 629,925.80 | 0.00 | 0.00 | 0.00 | 0.00 | 629,925.80 | 0.00 | 0.00 | 0.00 | 0.00 | 0.00 | 493,100.61 | 136,825.18 | 629,925.79 | 0.00 | 0.00 | 629,925.79 |


Certified Correct:


MICHAEL V. LUCERO
 Administrative Officer IV
 Date:

Certified Correct:


KRISTINE DALE T. CORPUZ
 Accountant III
 Date:

Approved By:


DENNIS S. SANTIAGO
 Executive Director V
 Date: