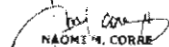



Activity Code	Description	Procurement Method	Activity Name	2019 Budget	2020 Budget	2021 Budget	2022 Budget	2023 Budget	2024 Budget	2025 Budget	2026 Budget	2027 Budget	2028 Budget	2029 Budget	2030 Budget	2031 Budget	2032 Budget	2033 Budget	2034 Budget	2035 Budget	2036 Budget	2037 Budget	2038 Budget	2039 Budget	2040 Budget	2041 Budget	2042 Budget	2043 Budget	2044 Budget	2045 Budget	2046 Budget	2047 Budget	2048 Budget	2049 Budget	2050 Budget	Total Budget	Total Contract Price																					
10010000000000	Small Business Administration (SBA) 8(a) Contracting Vehicle	Procurement Method	Trade Mission	100000	100000	100000	100000	100000	100000	100000	100000	100000	100000	100000	100000	100000	100000	100000	100000	100000	100000	100000	100000	100000	100000	100000	100000	100000	100000	100000	100000	100000	100000	100000	100000	100000	100000																					
10010000000000	Small Business Administration (SBA) 8(a) Contracting Vehicle	Procurement Method	Trade Mission	100000	100000	100000	100000	100000	100000	100000	100000	100000	100000	100000	100000	100000	100000	100000	100000	100000	100000	100000	100000	100000	100000	100000	100000	100000	100000	100000	100000	100000	100000	100000	100000	100000	100000																					
10010000000000	Small Business Administration (SBA) 8(a) Contracting Vehicle	Procurement Method	Trade Mission	100000	100000	100000	100000	100000	100000	100000	100000	100000	100000	100000	100000	100000	100000	100000	100000	100000	100000	100000	100000	100000	100000	100000	100000	100000	100000	100000	100000	100000	100000	100000	100000	100000	100000	100000																				
10010000000000	Small Business Administration (SBA) 8(a) Contracting Vehicle	Procurement Method	Trade Mission	100000	100000	100000	100000	100000	100000	100000	100000	100000	100000	100000	100000	100000	100000	100000	100000	100000	100000	100000	100000	100000	100000	100000	100000	100000	100000	100000	100000	100000	100000	100000	100000	100000	100000	100000	100000																			
Total Allowed Budget of Procurement Activities																	400000	400000	400000	400000	400000	400000	400000	400000	400000	400000	400000	400000	400000	400000	400000	400000	400000	400000	400000	400000	400000	400000	400000	400000	400000	400000	400000	400000	400000	400000	400000	400000	400000	400000	400000	400000	400000	400000	400000			
Total Contract Price of Procurement Activities Completed																	0	0	0	0	0	0	0	0	0	0	0	0	0	0	0	0	0	0	0	0	0	0	0	0	0	0	0	0	0	0	0	0	0	0	0	0	0	0	0	0	0	
Total Budget (Total Allowed Budget - Total Contract Price)																	400000	400000	400000	400000	400000	400000	400000	400000	400000	400000	400000	400000	400000	400000	400000	400000	400000	400000	400000	400000	400000	400000	400000	400000	400000	400000	400000	400000	400000	400000	400000	400000	400000	400000	400000	400000	400000	400000	400000	400000	400000	400000


Prepared by:


NAOMI M. CORRAE
 MEd, P&C Specialist

Recommended for Approval by:


ROSE V. LEGARA
 BAC Chair, etc.

APPROVED:


VERONICO O. MICARANDAYO
 OIC, Procurement Specialist

Project Name	Year	2010	2011	2012	2013	2014	2015	2016	2017	2018	2019	2020	2021	2022	2023	2024	2025	2026	2027	2028	2029	2030
Development of a new product line	2010	1000000	1200000	1500000	1800000	2000000	2200000	2400000	2600000	2800000	3000000	3200000	3400000	3600000	3800000	4000000	4200000	4400000	4600000	4800000	5000000	5200000
Expansion of existing product line	2010	800000	900000	1000000	1100000	1200000	1300000	1400000	1500000	1600000	1700000	1800000	1900000	2000000	2100000	2200000	2300000	2400000	2500000	2600000	2700000	2800000
Research and development	2010	500000	600000	700000	800000	900000	1000000	1100000	1200000	1300000	1400000	1500000	1600000	1700000	1800000	1900000	2000000	2100000	2200000	2300000	2400000	2500000
Marketing and sales	2010	300000	350000	400000	450000	500000	550000	600000	650000	700000	750000	800000	850000	900000	950000	1000000	1050000	1100000	1150000	1200000	1250000	1300000
Manufacturing	2010	200000	250000	300000	350000	400000	450000	500000	550000	600000	650000	700000	750000	800000	850000	900000	950000	1000000	1050000	1100000	1150000	1200000
Administrative	2010	100000	120000	140000	160000	180000	200000	220000	240000	260000	280000	300000	320000	340000	360000	380000	400000	420000	440000	460000	480000	500000
Other	2010	50000	60000	70000	80000	90000	100000	110000	120000	130000	140000	150000	160000	170000	180000	190000	200000	210000	220000	230000	240000	250000
Development of a new product line	2011	1100000	1300000	1600000	1900000	2100000	2300000	2500000	2700000	2900000	3100000	3300000	3500000	3700000	3900000	4100000	4300000	4500000	4700000	4900000	5100000	5300000
Expansion of existing product line	2011	850000	950000	1050000	1150000	1250000	1350000	1450000	1550000	1650000	1750000	1850000	1950000	2050000	2150000	2250000	2350000	2450000	2550000	2650000	2750000	2850000
Research and development	2011	550000	650000	750000	850000	950000	1050000	1150000	1250000	1350000	1450000	1550000	1650000	1750000	1850000	1950000	2050000	2150000	2250000	2350000	2450000	2550000
Marketing and sales	2011	350000	400000	450000	500000	550000	600000	650000	700000	750000	800000	850000	900000	950000	1000000	1050000	1100000	1150000	1200000	1250000	1300000	1350000
Manufacturing	2011	250000	300000	350000	400000	450000	500000	550000	600000	650000	700000	750000	800000	850000	900000	950000	1000000	1050000	1100000	1150000	1200000	1250000
Administrative	2011	120000	140000	160000	180000	200000	220000	240000	260000	280000	300000	320000	340000	360000	380000	400000	420000	440000	460000	480000	500000	520000
Other	2011	60000	70000	80000	90000	100000	110000	120000	130000	140000	150000	160000	170000	180000	190000	200000	210000	220000	230000	240000	250000	260000

