

PROVINCIAL GOVERNMENT OF BUKIDNON

ANNUAL PROCUREMENT PLAN FOR F.Y. 2016

Date of Mode: November 5, 2015

Code (PAP)	Procurement Program/Project	PMO/END-USER	Mode of Procurement	Schedule for Each Procurement Activity												Source of Funds	Estimated Budget (php)			Remarks
				Jan	Feb	Mar	Apr	May	Jun	Jul	Aug	Sept	Oct	Nov	Dec		Total	MOOE	CAPITAL OUTLAY	
	Available at Procurement Services Store																			
755	Procurement of Common Office Supplies	PEEDMO-PIHP	PS-DBM														TF	133,437.80	133,437.80	
765	Procurement of Housekeeping Supplies	PEEDMO-PIHP	PS-DBM														TF	24,213.50	24,213.50	
	Procurement of Computer Supplies	PEEDMO-PIHP	PS-DBM														TF	71,972.80	71,972.80	
	Procurement of Common Office Supplies	PEEDMO-PIHP	Neg.Proc.SVP														TF	264,327.15	264,327.15	
	Procurement of Housekeeping Supplies	PEEDMO-PIHP	Neg.Proc.SVP														TF	91,652.10	91,652.10	
	Procurement of Computer Supplies	PEEDMO-PIHP	Public Bidding														TF	430,242.10	430,242.10	
765	Procurement of Duplicating Machine Consumables	PEEDMO-PIHP	Direct Procurement														TF	59,800.00	59,800.00	
																	php	1,075,645.45	1,075,645.45	0.00

Code (PAP)	Procurement	Program/Project	PMO/END-USER	Mode of Procurement	Schedule for Each Procurement Activity												Source of Funds	Estimated Budget (php)			Remarks
					Jan	Feb	Mar	Apr	May	Jun	Jul	Aug	Sept	Oct	Nov	Dec		Total	MOOE	CAPITAL OUTLAY	
TOTAL BROUGHT FORWARD																		1,075,645.45			
765	Other Supplies		PEEDMO-PIHP	Neg.Proc.SVP													TF	10,098.00	10,098.00		
768	Cooking Gas Expenses		PEEDMO-PIHP	Neg.Proc.SVP													TF	10,000.00	10,000.00		
761	Gasoline, Oil & Lubricants		PEEDMO-PIHP	Public Bidding													TF	500,000.00	500,000.00		
771	Postage & Deliveries		PEEDMO-PIHP	Neg.Proc.AA/ Neg.Proc.SVP													TF	2,000.00	2,000.00		
756	Accountable Form		PEEDMO-PIHP	Neg.Proc.AA													TF	14,234.00	14,234.00		
772	Telephone Expenses-Landline		PEEDMO-PIHP	Direct Procurement													TF	30,000.00	30,000.00		
773	Telephone Expenses-Mobile		PEEDMO-PIHP	Neg.Proc.SVP													TF	20,000.00	20,000.00		
774	Internet Expenses		PEEDMO-PIHP	Neg.Proc.SVP													TF	40,000.00	40,000.00		
786	Newspaper Subscription		PEEDMO-PIHP	Neg.Proc.SVP													TF	15,000.00	15,000.00		
813	Repair and Maintenance of 1 (one) PHS		PEEDMO-PIHP	Public Bidding													TF	500,000.00	500,000.00		
821	Repair and Maintenance of Office Equipment		PEEDMO-PIHP	Neg.Proc.SVP													TF	200,000.00	200,000.00		
822	Repair and Maintenance of Furniture&Fixtures		PEEDMO-PIHP	Neg.Proc.SVP													TF	100,000.00	100,000.00		
823	Repair and Maintenance of IT Equipment and Software		PEEDMO-PIHP	Neg.Proc.SVP													TF	300,000.00	300,000.00		
833	Repair and Maintenance Medical, Dental,&Laboratory Equipment		PEEDMO-PIHP	Neg.Proc.SVP													TF	300,000.00	300,000.00		
				SUB-TOTAL													php	3,116,977.45	3,116,977.45	0.00	

Code (PAP)	Procurement Program/Project	PMO/END-USER	Mode of Procurement	Schedule for Each Procurement Activity												Source of Funds	Estimated Budget (php)			Remarks
				Jan	Feb	Mar	Apr	May	Jun	Jul	Aug	Sept	Oct	Nov	Dec		Total	MOOE	CAPITAL OUTLAY	
TOTAL BROUGHT FORWARD																		3,116,977.45		
841	Repair and Maintenance of Land Transport Equipment	PEEDMO-PIHP	Public Bidding													TF	600,000.00	600,000.00		
969	OTHER MAINTENANCE AND OPERATING EXPENSES	PEEDMO-PIHP	Public Bidding													TF	950,000.00	950,000.00		
GRAND TOTAL															php	4,666,977.45	4,666,977.45	0.00		

PREPARED BY:



CAREEN M. SARIO

AA-III, BAC Secretariat, Goods Section

NOTED:



CHARITO G. YULO

Asst. P.G. Dept. Head, BAC Secretariat

RECOMMENDED BY:



ATTY. NESTOR E. CAJES, JR.

Provincial Administrator, BAC Chairman

APPROVED:

JOSE MA. R. ZUBIRI, JR.

Provincial Governor

PROVINCIAL GOVERNMENT OF BUKIDNON

ANNUAL PROCUREMENT PLAN FOR F.Y. 2016

Date of Mode: November 5, 2015


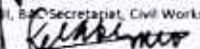

Code (PAP)	Procurement Program/Project	PMO/END-USER	Mode of Procurement	Schedule for Each Procurement Activity												Source of Funds	Estimated Budget (php)			Remarks	
				Jan	Feb	Mar	Apr	May	Jun	Jul	Aug	Sept	Oct	Nov	Dec		Total	MOOE	CAPITAL OUTLAY		
	<i>Available at Procurement Services Store</i>																				
755	Procurement of Common Office Supplies		PS-DBM														GF	2,501,216.02	2,501,216.02		
765	Procurement of Housekeeping Supplies		PS-DBM														GF	562,589.18	562,589.18		
	Procurement of Computer Supplies		PS-DBM														GF	281,419.76	281,419.76		
	Procurement of Common Office Supplies		Public Bidding														GF	14,052,139.57	14,052,139.57		
	Procurement of Housekeeping Supplies		Public Bidding														GF	9,074,463.18	9,074,463.18		
	Procurement of Computer Supplies		Public Bidding														GF	721,403.70	721,403.70		
	Procurement of Electrical Supplies		Neg.Proc.SVP														GF	314,164.40	314,164.40		
	Procurement of Duplicating Machine Consumables		Direct Procurement														GF	315,267.60	315,267.60		
765	Other Supplies		Public Bidding														GF	1,302,899.04	1,302,899.04		
	Construction Supplies		Public Bidding														GF	676,449.52	676,449.52		
764	Military, Police & Traffic Supplies		Neg.Proc.SVP														GF	105,000.00	105,000.00		
758	Rice, 50kg/sack, Tonner	BPMC	Public Bidding														GF	776,160.00	776,160.00		
		BPH Maramag	Public Bidding														GF	924,000.00	924,000.00		
		BPH Manolo Fortich	Neg.Proc.SVP														GF	297,990.00	297,990.00		
		BPH Kibawe	Public Bidding														GF	600,600.00	600,600.00		
		BPH San Fernando	Neg.Proc.SVP														GF	138,600.00	138,600.00		
		BPH Malibog	Neg.Proc.SVP														GF	55,440.00	55,440.00		
		BPH Kalitangan	Neg.Proc.SVP														GF	184,800.00	184,800.00		
		BPH Talakag	Neg.Proc.SVP														GF	73,920.00	73,920.00		
SUB TOTAL												php	32,958,521.97	32,958,521.97	0.00						

Code (PAP)	Procurement	Program/Project	PMO/END-USER	Mode of Procurement	Schedule for Each Procurement Activity												Source of Funds	Estimated Budget (php)			Remarks		
					Jan	Feb	Mar	Apr	May	Jun	Jul	Aug	Sept	Oct	Nov	Dec		Total	MOOE	CAPITAL OUTLAY			
TOTAL BROUGHT FORWARD																				32,958,521.97			
758	Food Supplies																						
	Non-Perishable	BPMC	Public Bidding																950,237.20	950,237.20			
		BPH MARAMAG	Public Bidding																	522,788.40	522,788.40		
		BPH KIBAWE	Neg.Proc.SVP																	324,944.40	324,944.40		
		BPH MANOLO	Neg.Proc.SVP																	121,264.00	121,264.00		
		BPH SAN	Neg.Proc.SVP																	63,668.00	63,668.00		
		BPH MALITBOG	Neg.Proc.SVP																	30,939.70	30,939.70		
		BPH KALILANGAN	Neg.Proc.SVP																	128,185.20	128,185.20		
		BPH TALAKAG	Neg.Proc.SVP																	149,410.80	149,410.80		
		PDRC	Public Bidding																	2,440,759.00	2,440,759.00		
		PSWDO-Diaster Response	Public Bidding																	1,731,250.00	1,731,250.00		
		PSWDO-PDRRMD	Public Bidding																	2,309,500.00	2,309,500.00		
		PAO-DA TLDC	Neg.Proc.SVP																	1,370.00	1,370.00		
		PGO	Public Bidding																	921,905.60	921,905.60		
		PAO-DA TDC	Neg.Proc.SVP																	2,924.90	2,924.90		
	Perishable	BPMC	Neg.Proc.SVP																233,169.20	233,169.20			
		BPH MARAMAG	Public Bidding																	560,379.60	560,379.60		
		BPH KIBAWE	Neg.Proc.SVP																	328,759.20	328,759.20		
		BPH MANOLO	Neg.Proc.SVP																	61,925.60	61,925.60		
		BPH SAN	Neg.Proc.SVP																	87,816.30	87,816.30		
		BPH MALITBOG	Neg.Proc.SVP																	29,673.60	29,673.60		
		BPH	Neg.Proc.SVP																	68,468.00	68,468.00		
		BPH TALAKAG	Neg.Proc.SVP																	28,402.00	28,402.00		
		PDRC	Public Bidding																	2,565,420.00	2,565,420.00		
		PAO-DA TLDC	Neg.Proc.SVP																	3,275.80	3,275.80		
		PAO-DA TDC	Neg.Proc.SVP																	2,505.80	2,505.80		
		PGO	Neg.Proc.SVP																	17,800.40	17,800.40		
		Meat & Fish	BPMC	Public Bidding																2,651,710.00	2,651,710.00		
			BPH MARAMAG	Public Bidding																	2,372,832.00	2,372,832.00	
	BPH KIBAWE		Neg.Proc.SVP																	1,045,695.20	1,045,695.20		
	BPH MANOLO		Neg.Proc.SVP																	471,124.50	471,124.50		
	BPH SAN		Neg.Proc.SVP																	149,226.00	149,226.00		
	BPH MALITBOG		Neg.Proc.SVP																	143,916.00	143,916.00		
	BPH		Neg.Proc.SVP																	159,038.00	159,038.00		
	BPH TALAKAG		Neg.Proc.SVP																	155,474.00	155,474.00		
	PDRC		Public Bidding																	3,058,440.00	3,058,440.00		
	PAO-DA TLDC		Neg.Proc.SVP																	7,601.00	7,601.00		
	PAO-DA TDC		Neg.Proc.SVP																	4,557.30	4,557.30		
	PGO		Neg.Proc.SVP																	60,258.00	60,258.00		
	-Fruits		Public Bidding																GF	558,740.00	558,740.00		
	Rice, 50kg/sack, NFA		PDRC																GF	4,537,500.00	4,537,500.00		
		PSWDO-Diaster Response	Neg. Proc AA															GF	2,268,750.00	2,268,750.00			
		PSWDO-PDRRMD																GF	3,690,500.00	3,690,500.00			
	Cooking Gas Expenses	BPMC	Public Bidding															GF	740,000.00	740,000.00			
		BPH Maramag	Neg.Proc.SVP															GF	163,270.00	163,270.00			
		BPH Manolo Fortich	Neg.Proc.SVP															GF	80,000.00	80,000.00			
		BPH Kibawe	Neg.Proc.SVP															GF	150,000.00	150,000.00			
		BPH San Fernando	Neg.Proc.SVP															GF	49,000.00	49,000.00			
		BPH Malitbog	Neg.Proc.SVP															GF	16,000.00	16,000.00			
		BPH Kalilangan	Neg.Proc.SVP															GF	42,750.00	42,750.00			
		BPH Talakag	Neg.Proc.SVP															GF	22,000.00	22,000.00			
					SUB TOTAL													69,243,646.67	69,243,646.67				

Code (PAP)	Procurement	Program/Project	PMO/END-USER	Mode of Procurement	Schedule for Each Procurement Activity												Source of Funds	Estimated Budget (php)			Remarks
					Jan	Feb	Mar	Apr	May	Jun	Jul	Aug	Sept	Oct	Nov	Dec		Total	MOOE	CAPITAL OUTLAY	
TOTAL BROUGHT FORWARD																					
761	Diesel			Public Bidding													GF	15,104,650.80	15,104,650.80		
	Gasoline			Public Bidding																	
	Oil&Lubricants			Public Bidding																	
756	Accountable Form			Neg.Proc.AA													GF	721,770.84	721,770.84		
762	Agricultural Expenses			Public Bidding													GF	7,532,026.70	7,532,026.70		
757	Animal Zoological Expenses	PVET & PSWDO		Public Bidding													GF	3,646,173.70	3,646,173.70		
763	Textbook and Instructional Materials			Neg.Proc.SVP													GF	14,000.00	14,000.00		
892	Fidelity Fund			Neg. Proc AA													GF	140,000.00	140,000.00		
893	Fidelity Fund			Neg. Proc AA													GF	2,672,000.00	2,672,000.00		
891	Taxes, Duties, & Licenses (BPH)			Neg. Proc AA													GF	432,571.00	432,571.00		
778	Membership Dues and Contribution to Organizations			Neg. Proc AA													GF	86,800.00	86,800.00		
795	General Services			Neg.Proc.SVP													GF	43,044.00	43,044.00		
793	Consultancy Services			Neg.Proc.SVP													GF	466,000.00	466,000.00		
772	Telephone Expenses-Landline			WETI													GF	883,851.96	883,851.96		
773	Telephone Expenses-Mobile	PS04, 270.00 WETI 767,000.00 Cell Cards		WETI/Neg.Proc.SVP													GF	575,270.00	575,270.00		
221	Procurement of Office Equipment	PWDO, GAD, PHRMO, CAPDEV, VETSAN, & PHO-Bloodletting		Public Bidding																512,000.00	
222	Furniture and Fixtures	PSWDO& VETSAN		Public Bidding																370,000.00	
223	IT Equipment and Software	PSWDO, PTO, Revenue, INREMP, PHRMO, CAPDEV, VETSAN, DEFLUCK		Public Bidding																450,370.00	
227	Procurement of Agricultural Supplies	VETSANA DEFLUCK		Public Bidding																34,400.00	
229	Procurement of Communication Equipment	PSWDO		Public Bidding																250,000.00	
230	Construction and Heavy Equipment	PSWDO		Public Bidding																2,452,391.00	
231	Diaster Response&Rescue Equipment	PSWDO		Public Bidding																2,400,000.00	
233	Medical, Dental,&Laboratory Equipment	PSWDO		Public Bidding																200,000.00	
241	Procurement of Motor Vehicle	PSWDO		Public Bidding																5,100,000.00	
244	Procurement of Watercraft	PSWDO		Public Bidding																1,400,000.00	
250	Other Property&Equipment	PHRMO-CAPDEV, PHO		Public Bidding																100,000.00	
SUB TOTAL												php	114,830,966.67	101,561,805.67	13,269,161.00						

Code (PAP)	Procurement Program/Project	PMO/END-USER	Mode of Procurement	Schedule for Each Procurement Activity												Source of Funds	Estimated Budget (php)			Remarks	
				Jan	Feb	Mar	Apr	May	Jun	Jul	Aug	Sept	Oct	Nov	Dec		Total	MOOE	CAPITAL OUTLAY		
TOTAL BROUGHT FORWARD																			114,830,965.57	13,269,161.00	
252	Other Property, Plant&Equipment	PSWDO	Public Bidding																	1,500,000.00	
774	Internet Expenses		WETI													GF	917,225.20	917,225.20			
771	Postage and Deliveries		Neg. Proc AA/ Neg. Proc. SVP													GF	144,000.00	144,000.00			
786	Newspaper Subscription (Local/National)		Neg. Proc. SVP													GF	447,583.96	447,583.96			
780	Advertising/Newspaper Publication		Public Bidding													GF	3,096,000.00	3,096,000.00			
781	Printing and Binding Expenses		Neg. Proc. SVP													GF	168,799.00	168,799.00			
782	Equipment Cost (Rent)		Neg. Proc. SVP													GF	100,000.00	100,000.00			
760	Medical, Dental, & Laboratory Supplies		Public Bidding													GF	1,593,501.10	1,593,501.10			
811	Repair and Maintenance - Office Building		Neg. Proc. SVP													GF	90,000.00	90,000.00			
813	Repair and Maintenance-Hospitals&Health Centers		Public Bidding													GF	2,180,000.00	2,180,000.00			
815	Repair and Maintenance-Hospitals&Health Centers		Neg. Proc. SVP													GF	15,000.00	15,000.00			
821	Repair and Maintenance-Office Equipment		Public Bidding													GF	1,184,617.00	1,184,617.00			
822	Repair and Maintenance-Furniture&Fixture		Neg. Proc. SVP													GF	360,925.00	360,925.00			
823	Repair and Maintenance - IT Equipment&Software		Public Bidding													GF	1,850,233.67	1,850,233.67			
829	Repair and Maintenance-Communication Equipment		Neg. Proc. SVP													GF	265,623.00	265,623.00			
830	Repair and Maintenance-Construction&Heavy Equipment		Neg. Proc. SVP													GF	1,100,000.00	1,100,000.00			
831	Repair and Maintenance-Firefighting Equip&Access.		Neg. Proc. SVP													GF	200,500.00	200,500.00			
832	Repair and Maintenance - Hospital Equipments		Public Bidding													GF	4,369,999.95	4,369,999.95			
833	Repair and Maintenance - Hospital Equipments		Neg. Proc. SVP													GF	271,000.00	271,000.00			
840	Repair and Maintenance-Other Machineries&Equipmt.		Neg. Proc. SVP													GF	271,000.00	271,000.00			
841	Repair and Maintenance-Motor Vehicle (Heavy&Light)		Public Bidding													GF	5,488,262.00	5,488,262.00			
969	OTHER MAINTENANCE AND OPERATING EXPENSES	PGO&PDC- ambemnd whakar P173,000.00 - Shipping PGO - Whakar (ly w/ stano P100,000.00 - Shipping	Public Bidding													GF	14,003,361.97	14,003,361.97			
	Repair and Maintenance-Roads, Highways, & Bridges	PEO	Public Bidding/ Neg. Proc. AA													GF	127,767,350.00	127,767,350.00			
	Construction and Rehabilitation of Building	PEO	Public Bidding													GF			20,000,000.00		
SUB TOTAL												php	315,485,109.52	280,715,948.52	34,769,161.00						

Code (PAP)	Procurement Program/Project	PMO/END-USER	Mode of Procurement	Schedule for Each Procurement Activity												Source of Funds	Estimated Budget (php)			Remarks
				FIRST SEMESTER						SECOND SEMESTER							Total	MOOE	CAPITAL OUTLAY	
				TOTAL BROUGHT FORWARD																
				Jan	Feb	Mar	Apr	May	Jun	Jul	Aug	Sept	Oct	Nov	Dec					
	Const./Improv/Rehab. Of Government Bldgs & Other Structures	PEO	Public Bidding													GF			52,000,000.00	
759	COMMON DRUGS & MEDICINES	PEEDMO - BPHs	PUBLIC BIDDING	20,096,573.10						20,087,867.26						GF	40,184,440.36	40,184,440.36		
		PEEDMO-PIHP (PHS - Valencia)	PUBLIC BIDDING	736,152.23						522,844.22						TF	1,258,996.45	1,258,996.45		
	Special/Dangerous Drugs (with PDEA Form)	PEEDMO - BPHs	PUBLIC BIDDING	5,014,426.50						5,014,426.50						GF	10,028,853.00	10,028,853.00		
	Special/Dangerous Drugs (with PDEA Form)	PEEDMO - BPHs	Direct Contracting	67,664.25						67,664.25						GF	135,328.50	135,328.50		
	FLUIDS	PEEDMO - BPHs	PUBLIC BIDDING	5,083,782.24						4,567,592.24						GF	9,651,374.48	9,651,374.48		
		PEEDMO-PIHP (PHS - Valencia)	PUBLIC BIDDING	20,500.00						20,500.00						TF	41,000.00	41,000.00		
760	MEDICAL SUPPLIES	PEEDMO - BPHs	PUBLIC BIDDING	12,984,082.28						12,882,440.90						GF	25,866,523.18	25,866,523.18		
		PEEDMO-PIHP (PHS - Valencia)	PUBLIC BIDDING	23,552.85						10,175.90						TF	33,728.75	33,728.75		
	Newborn Screening Kit	PEEDMO - BPHs	Neg. Proc. AGENCY AGENCY	3,903,350.00						3,903,350.00						GF	7,806,700.00	7,806,700.00		
	Enhance NBS Kit	PEEDMO - BPHs	Neg. Proc. AGENCY AGENCY	5,000.00						5,000.00						GF	10,000.00	10,000.00		
	Personnel & Background Badge	PEEDMO - BPHs	Neg. Proc. AGENCY AGENCY	2,400.00						2,400.00						GF	4,800.00	4,800.00		
	MEDICAL LABORATORY REAGENTS	PEEDMO - BPHs	PUBLIC BIDDING	8,032,804.97						7,330,365.15						GF	15,363,170.12	15,363,170.12		
		PEEDMO-PIHP (PHS - Valencia)	PUBLIC BIDDING	15,696.61						9,033.25						TF	24,729.86	24,729.86		
	Laboratory Reagents with Shorter Shelf-Life (per Ordering Agreement)	PEEDMO - BPHs	PUBLIC BIDDING	897,546.32						772,923.52						GF	1,670,469.84	1,670,469.84		
	X-RAY SUPPLIES	PEEDMO - BPHs	PUBLIC BIDDING	1,737,660.02						1,637,841.84						GF	3,375,501.86	3,375,501.86		
	MEDICAL GASES	PEEDMO - BPHs	PUBLIC BIDDING	2,958,740.05						2,942,737.80						GF	5,901,477.85	5,901,477.85		
		PEEDMO-PIHP (PHS - Valencia)	PUBLIC BIDDING	5,770.00						5,770.00						TF	11,540.00	11,540.00		
												GRAND TOTAL	php	488,863,743.77	402,084,582.77	86,779,161.00				

PREPARED BY:

JOSE PASTOR P. DELA CERNA, III
 Engineer III, BAC Secretariat, Civil Works & Goods Section

KRYSTAL ELENI B. TABERNEO
 AA-III, BAC Secretariat, Drugs and Medicines

CAREN M. SARIO
 AA-III, BAC Secretariat, Goods Section

REVIEWED BY:

CHARITO G. YULO
 Asst. P.O. Dept. Head, BAC Secretariat

RECOMMENDED BY:

ATTY. NESTOR E. CAJES, JR.
 Provincial Administrator, BAC Chairman

APPROVED:

JOSE MA. R. ZUBIRI, JR.
 Provincial Governor