

OFFICE of the DEPUTY EXECUTIVE DIRECTOR for
INSTITUTION DEVELOPMENT and RESOURCE MANAGEMENT

30 July 2010

Dr. Patricio S. Faylon
Executive Director
PCARRD

Dear Dr. Faylon:

We are pleased to submit for your approval the third supplemental Annual Procurement Plan (APP) for CY 2010 for goods and consulting services in the total amount of P453,755.60 to be procured by PCARRD within the calendar year 2010 as follows:

Categories	Estimated Budget (P)
Goods	
Electrical Supplies	188,755.60
Equipment	90,000.00
Consulting Services	175,000.00
Total	453,755.60

Recommending Approval by the Bids and Awards Committee


RICHARD M. JUANILLO
BAC Chairperson


ELAINE F. LANTING
BAC Vice Chairperson


LILY ANN D. LANDO
BAC Member


RICARDO R. ARGANA
BAC Member


FEZOIL LUZ DECENA
BAC Member


PATRICIO S. FAYLON
Executive Director

Approved on AUG 04 2010

100 - sup e/c
Prop - 8/5

#288

CONSOLIDATED PROJECT PROCUREMENT MANAGEMENT PLAN FOR CY 2010

Project Component	QTR	Suggested Mode	Estimated Budget	Time/Schedule
Repair of Main Feeder Line of A.R. TANCO HALL				
<i>Supplies and Materials</i>	Q3	Shopping	188,755.60	1st half of Aug.
<i>Services</i>	Q3	Negotiated	175,000.00	1st half of Aug.
			363,755.60	

Submitted By:


ARMAND J. OLETA
 OIC, Property Section

Noted By:


EMERITA A. HUELGAS
 FAD Director

Approved By:


PATRICIO S. FAYLON
 Excutive Director

OFFICE of the DEPUTY EXECUTIVE DIRECTOR for
INSTITUTION DEVELOPMENT and RESOURCE MANAGEMENT

25 March 2010

Dr. Patricio S. Faylon
Executive Director
PCARRD

Dear Dr. Faylon:

We are pleased to submit for your approval the second supplemental Annual Procurement Plan (APP) for CY 2010 for goods and consulting services in the total amount of P423,900.00 to be procured by PCARRD within the calendar year 2010 as follows:

Categories	Estimated Budget (P)
Goods	
ICT Supplies and materials	23,900.00
Consulting Services	400,000.00
Total	423,900.00


Recommending Approval by the Bids and Awards Committee


RICHARD M. JUANILLO
BAC Chairperson


ELAINE F. LANTING
BAC Vice Chairperson


ROMULO T. AGGANGAN
BAC Member


RICARDO R. ARGANA
BAC Member


FEZOI LUZ DECENA
BAC Member


PATRICIO S. FAYLON
Executive Director

Approved on MAR 31 2010

ACD - age 4/6

SERO - / 6.00

12 March 2010

DR. PATRICIO S. FAYLON
Executive Director
PCARRD, Los Baños, Laguna

*In comments of AFNR
request is in order → N:tz
KPD: 1/2*

Dear Dr. Faylon:

This refers to the approved training proposals for 2010 under the SERD sector. We would like to request that these trainings be handled by service provider under the PCARRD consulting services scheme. Please see the following details for your perusal:

Title of Training	Estimated Budget	Project Component	Mode of Procurement	Date of Training
1. Training-Workshop on Impact Assessment of R&D Projects in AFNR	P200,000	Service Provider	Public Bidding	June 21-24, 2010
2. Training-Workshop on Advanced Socio-Economics Research in AFNR	P200,000	Service Provider	Public Bidding	October 5 to 8, 2010

The total amount of P400,000 for the two trainings are charged against the approved IDD's 2010 Strengthening Capability Fund.

We hope this merits your kind consideration.

Thank you very much.

Very truly yours,

[Signature]
ALBERT P. AQUINO
Director

Budget Clearance:

[Signature]
SUSAN S. MOLINA
Supvsg. Admin. Officer

Accounting Clearance:


[Signature]
LERMA E. AMANSEC
OIC, Accounting Section
(for bidding)

Recommending Approval:

[Signature]
DANILO C. CARDENAS
Dep. Exec. Director For R&D

Approved:

PATRICIO S. FAYLON
Executive Director



OFFICE of the DEPUTY EXECUTIVE DIRECTOR for
INSTITUTION DEVELOPMENT and RESOURCE MANAGEMENT

09 February 2010

Dr. Patricio S. Faylon
Executive Director
PCARRD

Dear Dr. Faylon:

We are pleased to submit for your approval the first supplemental Annual Procurement Plan (APP) for CY 2010 for goods in the total amount of P 5,913,082.00 to be procured by PCARRD within the calendar year 2010 as follows:

Categories	Estimated Budget (P)
Goods	
Supplies and materials	1,455,063.00
Services	4,458,019.00
Total	5,913,082.00

Recommending Approval by the Bids and Awards Committee


RICHARD M. JUANILLO
BAC Chairperson


ELAINE F. LANTING
BAC Vice Chairperson


ROMULO T. AGGANGAN
BAC Member


RICARDO R. ARGANA
BAC Member


FEZOIL LUZ DECENA
BAC Member


PATRICIO S. FAYLON
Executive Director

Approved on FEB 11 2010

Property - PFC 2-11-10

Project Component	QTR	Suggested Mode	Estimated Budget	Time/Schedule
Travel	Q1	Shopping	14,080.00	1st half of Feb.
	Q2	Shopping	29,340.00	1st half of May
	Q3	Shopping	65,060.00	1st half of Aug.
	Q4	Shopping	16,040.00	1st half of Nov.
			124,520.00	
Fabrication Services	Q1	Shopping	22,700.00	1st half of Feb.
	Q2	Shopping	26,600.00	1st half of May
	Q3	Shopping	10,000.00	1st half of Aug.
	Q4	Shopping	35,000.00	1st half of Nov.
			94,300.00	
Printing	Q1	Shopping	50,000.00	1st half of Feb.
	Q2	Shopping	5,000.00	1st half of May
	Q3	Shopping	5,000.00	1st half of Aug.
	Q4	Shopping	10,000.00	1st half of Nov.
			70,000.00	
Photocopying	Q1	Shopping		1st half of Feb.
	Q2	Shopping	8,000.00	1st half of May
	Q3	Shopping	5,000.00	1st half of Aug.
	Q4	Shopping	4,000.00	1st half of Nov.
			17,000.00	
Film Processing	Q4	Shopping	1,000.00	1st half of Nov.
			1,000.00	
	Q1	Shopping	37,849.75	1st half of Feb.
	Q2	Shopping	195,249.75	1st half of May
	Q3	Shopping	164,273.75	1st half of Aug.
	Q4	Shopping	37,849.75	1st half of Nov.
			435,223.00	
TOTAL OF SERVICES			4,458,019.00	
GRAND TOTAL FOR SUPPLIES, MATERIALS AND SERVICES			5,913,082.00	

Project Component	QTR	Suggested Mode	Estimated Budget	Time/Schedule
Gasoline/Diesel/Lubricants	Q1	Direct Contracting	73,900.00	1st half of Feb.
	Q2	Direct Contracting	112,712.00	1st half of May
	Q3	Direct Contracting	99,500.00	1st half of Aug.
	Q4	Direct Contracting	96,000.00	1st half of Nov.
				382,112.00
TOTAL OF SUPPLIES AND MATERIALS			1,455,063.00	
Services				
Food	Q1	Shopping	235,800.00	1st half of Feb.
	Q2	Shopping	724,800.00	1st half of May
	Q3	Shopping	421,750.00	1st half of Aug.
	Q4	Shopping	648,450.00	1st half of Nov.
				2,030,800.00
Accomodation	Q1	Shopping	144,200.00	1st half of Feb.
	Q2	Shopping	424,000.00	1st half of May
	Q3	Shopping	101,000.00	1st half of Aug.
	Q4	Shopping	60,500.00	1st half of Nov.
				729,700.00
Honorarium	Q1	Shopping	107,900.00	
	Q2	Shopping	428,000.00	
	Q3	Shopping	172,349.00	
	Q3	Shopping	96,600.00	
				804,849.00
Subscription	Q1	Shopping	3,000.00	1st half of Feb.
	Q2	Shopping	3,000.00	1st half of May
	Q3	Shopping	3,000.00	1st half of Aug.
	Q4	Shopping	3,000.00	1st half of Nov.
				12,000.00
Communication/Mailing Postage	Q1	Shopping	5,877.00	1st half of Feb.
	Q2	Shopping	12,750.00	1st half of May
	Q3	Shopping	7,250.00	1st half of Aug.
	Q4	Shopping	12,750.00	1st half of Nov.
				38,627.00
Rentals	Q1	Shopping	6,000.00	1st half of Feb.
	Q2	Shopping	31,000.00	1st half of May
	Q3	Shopping	24,000.00	1st half of Aug.
	Q4	Shopping	25,000.00	1st half of Nov.
				86,000.00
Notarizations	Q1	Shopping	7,000.00	1st half of Feb.
	Q2	Shopping	1,000.00	1st half of May
	Q3	Shopping	6,000.00	1st half of Aug.
	Q4	Shopping		1st half of Nov.
				14,000.00

CONSOLIDATED PROJECT PROCUREMENT MANAGEMENT PLAN FOR CY 2010

Project Component	QTR	Suggested Mode	Estimated Budget	Time/Schedule
Supplies and Materials				
1. Common Use Office Supplies	Q1	Shopping	34,597.75	1st half of Feb.
	Q2	Shopping	127,217.00	1st half of May
	Q3	Shopping	101,871.50	2nd half of July.
	Q4	Shopping	49,547.75	2nd half of Oct
			313,234.00	
2. Common Use Computer Supplies	Q1	Shopping	28,590.00	1st half of Feb.
	Q2	Shopping	120,215.00	1st half of May
	Q3	Shopping	114,510.00	2nd half of July.
	Q4	Shopping	47,500.00	2nd half of Oct
			310,815.00	
PCARRD Stationery	Q1	Shopping	1,480.00	1st half of Feb.
	Q2	Shopping	1,480.00	1st half of May
	Q3	Shopping	6,830.00	2nd half of July.
	Q4	Shopping	380.00	2nd half of Oct
			10,170.00	
Supplies and Materials (Exclusive Distributors)	Q1	Direct Contracting	6,200.00	1st half of Feb.
	Q2	Direct Contracting	41,700.00	1st half of May
	Q3	Direct Contracting	16,200.00	2nd half of July.
	Q4	Direct Contracting	6,200.00	2nd half of Oct
			70,300.00	
Other Office Supplies	Q1	Shopping	13,750.00	1st half of Feb.
	Q2	Shopping	7,400.00	1st half of May
	Q3	Shopping	2,000.00	2nd half of July.
	Q4	Shopping	3,150.00	2nd half of Oct
			26,300.00	
Other Computer Supplies	Q1	Shopping	58,400.00	1st half of Feb.
	Q2	Shopping	73,875.00	1st half of May
	Q3	Shopping	28,800.00	2nd half of July.
	Q4	Shopping	14,400.00	2nd half of Oct
			175,475.00	
Office Machines and Devices	Q1	Shopping	2,100.00	1st half of Feb.
			2,100.00	
Other Supplies and Materials	Q2	Shopping	60,062.00	1st half of May
	Q3	Shopping	82,095.00	1st half of Aug.
	Q4	Shopping	22,400.00	2nd half of Oct
			164,557.00	

Project Component	QTR	Suggested Mode	Estimated Budget	Time/Schedule
Fabrication Services	Q1	Shopping	22,700.00	1st half of Feb.
	Q2	Shopping	26,600.00	1st half of May
	Q3	Shopping	10,000.00	1st half of Aug.
	Q4	Shopping	35,000.00	1st half of Nov.
				94,300.00
Printing	Q1	Shopping	50,000.00	1st half of Feb.
	Q2	Shopping	5,000.00	1st half of May
	Q3	Shopping	5,000.00	1st half of Aug.
	Q4	Shopping	10,000.00	1st half of Nov.
				70,000.00
Photocopying	Q1	Shopping		1st half of Feb.
	Q2	Shopping	8,000.00	1st half of May
	Q3	Shopping	5,000.00	1st half of Aug.
	Q4	Shopping	4,000.00	1st half of Nov.
				17,000.00
Film Processing	Q4	Shopping	1,000.00	1st half of Nov.
				1,000.00
	Q1	Shopping	37,849.75	1st half of Feb.
	Q2	Shopping	195,249.75	1st half of May
	Q3	Shopping	164,273.75	1st half of Aug.
	Q4	Shopping	37,849.75	1st half of Nov.
			435,223.00	

Project Component	QTR	Suggested Mode	Estimated Budget	Time/Schedule
Gasoline/Diesel/Lubricants	Q1	Direct Contracting	73,900.00	1st half of Feb.
	Q2	Direct Contracting	112,712.00	1st half of May
	Q3	Direct Contracting	99,500.00	1st half of Aug.
	Q4	Direct Contracting	96,000.00	1st half of Nov.
				382,112.00
Services				
Food	Q1	Shopping	235,800.00	1st half of Feb.
	Q2	Shopping	724,800.00	1st half of May
	Q3	Shopping	421,750.00	1st half of Aug.
	Q4	Shopping	648,450.00	1st half of Nov.
				2,030,800.00
Accomodation	Q1	Shopping	144,200.00	1st half of Feb.
	Q2	Shopping	424,000.00	1st half of May
	Q3	Shopping	101,000.00	1st half of Aug.
	Q4	Shopping	60,500.00	1st half of Nov.
				729,700.00
Subscription	Q1	Shopping	3,000.00	1st half of Feb.
	Q2	Shopping	3,000.00	1st half of May
	Q3	Shopping	3,000.00	1st half of Aug.
	Q4	Shopping	3,000.00	1st half of Nov.
				12,000.00
Communication/Mailing Postage	Q1	Shopping	5,877.00	1st half of Feb.
	Q2	Shopping	12,750.00	1st half of May
	Q3	Shopping	7,250.00	1st half of Aug.
	Q4	Shopping	12,750.00	1st half of Nov.
				38,627.00
Rentals	Q1	Shopping	6,000.00	1st half of Feb.
	Q2	Shopping	31,000.00	1st half of May
	Q3	Shopping	24,000.00	1st half of Aug.
	Q4	Shopping	25,000.00	1st half of Nov.
				86,000.00
Notarizations	Q1	Shopping	7,000.00	1st half of Feb.
	Q2	Shopping	1,000.00	1st half of May
	Q3	Shopping	6,000.00	1st half of Aug.
	Q4	Shopping		1st half of Nov.
				14,000.00
Travel	Q1	Shopping	14,080.00	1st half of Feb.
	Q2	Shopping	29,340.00	1st half of May
	Q3	Shopping	65,060.00	1st half of Aug.
	Q4	Shopping	16,040.00	1st half of Nov.
				124,520.00

CONSOLIDATED PROJECT PROCUREMENT MANAGEMENT PLAN FOR CY 2010

Project Component	QTR	Suggested Mode	Estimated Budget	Time/Schedule
Supplies and Materials				
1. Common Use Office Supplies				
	Q1	Shopping	34,597.75	1st half of Feb.
	Q2	Shopping	127,217.00	1st half of May
	Q3	Shopping	101,871.50	2nd half of July.
	Q4	Shopping	49,547.75	2nd half of Oct
			313,234.00	
2. Common Use Computer Supplies				
	Q1	Shopping	28,590.00	1st half of Feb.
	Q2	Shopping	120,215.00	1st half of May
	Q3	Shopping	114,510.00	2nd half of July.
	Q4	Shopping	47,500.00	2nd half of Oct
			310,815.00	
PCARRD Stationery				
	Q1	Shopping	1,480.00	1st half of Feb.
	Q2	Shopping	1,480.00	1st half of May
	Q3	Shopping	6,830.00	2nd half of July.
	Q4	Shopping	380.00	2nd half of Oct
			10,170.00	
Supplies and Materials (Exclusive Distributors)				
	Q1	Direct Contracting	6,200.00	1st half of Feb.
	Q2	Direct Contracting	41,700.00	1st half of May
	Q3	Direct Contracting	16,200.00	2nd half of July.
	Q4	Direct Contracting	6,200.00	2nd half of Oct
			70,300.00	
Other Office Supplies				
	Q1	Shopping	13,750.00	1st half of Feb.
	Q2	Shopping	7,400.00	1st half of May
	Q3	Shopping	2,000.00	2nd half of July.
	Q4	Shopping	3,150.00	2nd half of Oct
			26,300.00	
Other Computer Supplies				
	Q1	Shopping	58,400.00	1st half of Feb.
	Q2	Shopping	73,875.00	1st half of May
	Q3	Shopping	28,800.00	2nd half of July.
	Q4	Shopping	14,400.00	2nd half of Oct
			175,475.00	
Office Machines and Devices				
	Q1	Shopping	2,100.00	1st half of Feb.
			2,100.00	
Other Supplies and Materials				
	Q2	Shopping	60,062.00	1st half of May
	Q3	Shopping	82,095.00	1st half of Aug.
	Q4	Shopping	22,400.00	2nd half of Oct
			164,557.00	

B. Common-use Computer Supplies

Division/Activity/Source of fund	Q1	Q2	Q3	Q4	Total
ODED-IDRM					
Regular Operations	1,100.00	11,800.00	11,800.00	6,600.00	31,300.00
CIP-ISO	10,400.00	10,400.00	10,400.00	10,400.00	41,600.00
CIP-PQA	3,600.00	3,600.00			7,200.00
LBSC	3,000.00	3,000.00			6,000.00
	18,100.00	28,800.00	22,200.00	17,000.00	86,100.00
PDD					
Regular Operations	6,050.00	15,790.00	6,000.00		27,840.00
Governing Council	2,500.00	3,280.00	15,580.00	2,500.00	23,860.00
Seminar/Workshop/Linkages	1,940.00	5,720.00	2,640.00	9,580.00	19,880.00
Annual Review and Planning Workshop			39,740.00		39,740.00
Corporate Planning Consultation		15,900.00			15,900.00
	10,490.00	40,690.00	63,960.00	12,080.00	127,220.00
IDD Non Degree					
Regular Operations		50,725.00	28,350.00	18,420.00	97,495.00
		50,725.00	28,350.00	18,420.00	97,495.00
TOTAL	28,590.00	120,215.00	114,510.00	47,500.00	310,815.00

DIVISIONAL PROJECT PROCUREMENT MANAGEMENT PLAN
Summary by division/activity/fund
CY 2010

A. Common-use Office Supplies

Division/Activity/Source of fund	Q1	Q2	Q3	Q4	Total
ODED-IDRM					
Regular Operations	7,930.00	6,469.50	12,004.50	2,396.50	28,800.50
CIP-ISO	6,304.00	6,851.00	6,427.50	6,149.00	25,731.50
CIP-PQA		4,377.00	6,258.00		10,635.00
PCARRD ANNIVERSARY/NSARRD			3,400.00		3,400.00
BAC	3,310.00	2,950.00	1,800.00		8,060.00
LBSC		2,990.00	2,000.00		4,990.00
	17,544.00	23,637.50	31,890.00	8,545.50	81,617.00
PDD					
Regular Operations	9,213.75	4,037.50	4,592.50		17,843.75
Governing Council	7,840.00	4,088.00	6,140.00	6,140.00	24,208.00
Seminar/Workshop/Linkages		5,700.00	850.00	3,400.00	9,950.00
Annual Review and Planning Workshop			35,834.00		35,834.00
Corporate Planning Consultation		13,932.00			13,932.00
	17,053.75	27,757.50	47,416.50	9,540.00	101,767.75
IDD Non Degree					
Regular Operations		75,822.00	22,565.00	31,462.25	129,849.25
		75,822.00	22,565.00	31,462.25	129,849.25
TOTAL	34,597.75	127,217.00	101,871.50	49,547.75	313,234.00

OFFICE of the DEPUTY EXECUTIVE DIRECTOR for
INSTITUTION DEVELOPMENT and RESOURCE MANAGEMENT

29 January 2010

Dr. Patricio S. Faylon
Executive Director
PCARRD

Dear Dr. Faylon:

We are pleased to submit for your approval the Annual Procurement Plan (APP) for CY 2010. The APP is a consolidation of different Project Procurement Management Plan (PPMP) submitted by IDD, ACD, FAD, and MISD as the procurement coordinating units for infrastructure, equipment, consulting services; publications; supplies, materials and services; and IT HW/SW supplies and licenses, respectively (please see attached supporting documents). The APP in the total amount of P 43,455,657.55 reflects the entirety of the procurement activities to be undertaken by PCARRD within the calendar year 2010 as follows:

Categories	Estimated Budget (P)
Goods	
Supplies, materials, services	30,003,163.55
ICT HW/SW, Licenses, connectivity	1,971,994.00
Equipment	450,000.00
Printing Service	3,625,000.00
Civil Works – construction, improvement, repairs	3,655,500.00
Consulting – Service Provider	3,750,000.00
Total	43,455,657.55

Recommending Approval by the Bids and Awards Committee


RICHARD M. JUANILLO
BAC Chairperson


ELAINE F. LANTING
BAC Vice Chairperson


ROMULO D. AGGANGAN
BAC Member


RICARDO R. ARGANA
BAC Member


FEZOIL LUZ DECENA
BAC Member

IDD - 2/1/10
ACD - 2/1/10
FAD - 2/1/10
MISD - 2/1/10


PATRICIO S. FAYLON
Executive Director

Approved on JAN 29 2010

IDRM

DIVISIONAL PROJECT PROCUREMENT MANAGEMENT PLAN FOR CY 2010

Summary of Project Component

Description	FUND	Q1	Q2	Q3	Q4	TOTAL
COMMON USE OFFICE SUPPLIES	101	242,157.00	199,311.70	147,568.45	150,937.75	740,075.90
	NTA	73,236.00	22,071.00	4,020.00	11,920.00	111,247.00
TOTAL FUND 101/NTA		315,393.00	221,382.70	151,588.45	162,857.75	851,322.90
	184	31,590.00	39.00	889.00		32,518.00
TOTAL FUND 184		31,590.00	39.00	889.00	-	32,518.00
TOTAL COMMON USE OFFICE SUPPLIES		346,983.00	221,421.70	152,477.45	162,857.75	883,840.90
COMMON USE COMPUTER SUPPLIES	101	387,360.00	313,608.00	208,503.00	147,730.00	1,057,201.00
	NTA	62,960.00	42,045.00	24,590.00	29,690.00	159,285.00
TOTAL FUND 101/NTA		450,320.00	355,653.00	233,093.00	177,420.00	1,216,486.00
	184	35,910.00	16,255.00	2,890.00		55,055.00
TOTAL FUND 184		35,910.00	16,255.00	2,890.00	-	55,055.00
TOTAL COMMON USE COMPUTER SUPPLIES		486,230.00	371,908.00	235,983.00	177,420.00	1,271,541.00
PCARRD STATIONERY		63,070.00	36,320.00	20,980.00	17,780.00	138,150.00
SUPPLIES AND MATERIALS FOR EXCLUSIVE DISTRIBUTOR		70,218.00	61,519.00	51,482.00	38,816.00	222,035.00
OTHER OFFICE SUPPLIES AND MATERIALS		50,263.50	42,894.00	173,200.00	4,842.00	271,199.50
OTHER COMPUTER SUPPLIES		406,666.00	85,035.00	92,220.00	21,070.00	604,991.00
OFFICE MACHINES AND DEVICES		19,184.00		48,000.00		67,184.00

Description	FUND	Q1	Q2	Q3	Q4	TOTAL
OTHER SUPPLIES AND MATERIALS		32,090.00	23,125.00	10,725.00	40,000.00	105,940.00
BPK SUPPLIES AND MATERIALS		377,540.00	11,590.00	11,590.00	11,590.00	412,310.00
BUILDING AND ELECTRICAL SUPPLIES AND MATERIALS		345,421.00	25,526.70	114,411.70	35,526.70	520,886.10
GROUNDS AND GARDEN SUPPLIES		44,750.00	21,250.00	27,200.00	11,250.00	104,450.00
REFILLING OF FIRE EXTINGUISHERS					25,000.00	
REPAIR AND MAINTENANCE OF ACUs		75,000.00	75,000.00	75,000.00	75,000.00	300,000.00
REPAIR AND MAINTENANCE OF STREET LIGHTS		17,300.00	17,300.00	5,400.00	11,300.00	51,300.00
REPAIR AND MAINTENANCE OF GENERATORS		33,884.00	34,092.00	37,092.00	34,092.00	139,160.00
SUPPLIES PURCHASED AT LAND BANK		10,850.00		10,850.00		21,700.00
SUPPLIES PURCHASED AT NPO		1,500.00		1,000.00		2,500.00
GASOLINE/DIESEL/LUBRICANTS		504,973.00	578,725.00	443,545.00	402,185.00	1,929,428.00
FURNITURES AND FIXTURES		308,820.00	16,800.00			325,620.00
TOTAL OTHER SUPPLIES AND MATERIALS		2,361,529.50	1,029,176.70	1,122,695.70	728,451.70	5,216,853.60
TRAVEL		100,800.00	92,500.00	25,000.00	16,000.00	234,300.00
SUBSCRIPTION		18,490.00	16,950.00	24,550.00	21,050.00	81,040.00
RENTALS		62,350.00	140,700.00	83,700.00	55,000.00	341,750.00
HONORARIUM/PROFESSIONAL FEE		206,860.00	261,285.00	934,860.00	227,725.00	1,630,730.00
FOOD AND ACCOMODATION		120,000.00	222,000.00	222,000.00	28,000.00	592,000.00
ACCOMODATION		285,000.00	502,240.00	196,200.00	144,000.00	1,127,440.00

Description	FUND	Q1	Q2	Q3	Q4	TOTAL
FOOD		583,274.50	664,508.10	1,099,304.60	627,897.85	2,974,985.05
REGISTRATION FEES			16,000.00		3,000.00	19,000.00
FABRICATION				23,820.00		23,820.00
NOTARIZATION		9,550.00	5,950.00	9,950.00	4,100.00	29,550.00
PHOTOCOYING SERVICES		4,500.00	10,500.00	13,500.00	5,500.00	34,000.00
LAUNDRY SERVICES		18,750.00	18,750.00	18,750.00	18,750.00	75,000.00
FILM PORCESSING			10,000.00	18,000.00		28,000.00
PRINTING SERVICES		37,849.75	195,249.75	164,273.75	37,849.75	435,223.00
PLAQUES AND AWARDS				45,000.00	65,000.00	110,000.00
REPAIR AND MAINTENANCE OF EQUIPMENT AND FACILITIES		248,000.00	63,000.00	61,500.00	43,500.00	416,000.00
COMMUNICATION/MAILING/POSTAGE/CELL CARDS		315,300.00	335,950.00	330,150.00	293,750.00	1,275,150.00
REPAIR AND MAINTENANCE OF VEHICLE		114,410.00	413,060.00	147,410.00	138,060.00	812,940.00
ANNUAL PHYSICAL EXAM		80,000.00	85,000.00	85,000.00	150,000.00	400,000.00
SECURITY SERVICES						3,750,000.00
JANITORIAL SERVICES						1,600,000.00
PEST CONTROL SERVICES			550,000.00			550,000.00
MERALCO						4,390,000.00
PLDT						1,000,000.00
LWD						700,000.00
TOTAL SERVICES		2,205,134.25	3,603,642.85	3,502,968.35	1,879,182.60	22,630,928.05

30 MAR 11.3 AM

Project Procurement Management Plan (PPMP) for 2010

Printing Services

Name/Type of Project	Project Component*	Estimated Budget (P)	Time Schedule
A.1. Services	Printing of Publications		
	A. Corporate Publications	1,190,000	Q1-Q4
	B. Techno-based Publications (including S&M)	2,435,000	Q1-Q4
Total		3,625,000	


Prepared by:

Noted:

C. B. Alamban
C.B. ALAMBAN
 SRSI

Lily Ann D. Lando
LILY ANN D. LANDO
 Director-ACD

As of January 22, 2010



Form B				
B1. Printing Services (supporting document of A.1)				
Project Procurement Management Plan (PPMP) for 2010				
Printing Services				
	<i>Project Component</i>	<i>Suggested Mode</i>	<i>Estimated Budget</i>	<i>Time Schedule (Invitation to Bid)</i>
A. Corporate Publications (12) Charged to Current Appropriation				
4	PCARRD Monitor	Public Bidding	240,000	First half of March
4	PCARRD Farmnews	Public Bidding	200,000	First half of March
1	PCARRD Annual Report 2008	Public Bidding	250,000	First half of March
1	PCARRD Leaflet	Canvass	50,000	June
1	PCARRD Highlights 2008	Public Bidding	250,000	First half of June
1	PCARRD Planner 2011	Public Bidding	200,000	First half of September
12	Sub-total		1,190,000	
B. Techno-Based Publications (60) - Charged to Enhancing FITS 2010				
<i>Quarter 1 (January-February-March)</i>				
ACD			150,000	(S&M)
1	1. PR Chrysanthemum (Reprint)	Public Bidding	150,000	First half of March
1	2. PR Pork (reprint)	Public Bidding	100,000	First half of March
CRD				
1	1. PR Pineapple	Public Bidding	100,000	First half of March
1	2. IB: Sweet Sorghum Pests	Canvass	50,000	First half of March
1	3. IB: Sweet Sorghum Diseases	Canvass	50,000	First half of March
SERD				
1	1. PA: 25-Dairy Cattle Module	Public Bidding	50,000	First half of March
1	2. PA: Sugar production from coconut sap	Public Bidding	50,000	Last half of April
1	3. PA: Village level Jatropha oil production	Public Bidding	50,000	Last half of April
TOPD				
1	1. PMA Leaflet	Canvass	25,000	January
	2. UPLB Komiks & Manual	For release to UPLB	400,000	April
SERD				
1	1. FS: Conservation farming village	Canvass	30,000	February
1	2. FS: Invest in Dairy Cattle Farming	Canvass	30,000	February
1	3. FS: Dairy cattle farming: a flourishing contribution to rural growth	Canvass	30,000	February
1	4. FS: Cocosugar	Canvass	30,000	March
ARMRD				
	1. Industry Situationer: Ag Mechanization	Canvass		April
	2. Industry Situationer: Organic Agriculture (concepts, industry, biofertilizer, organic fertilizer, biopesticide)	Canvass		April
CRD				
1	1. Poster: Spathoglottis	Canvass	30,000	April
14	Sub-total		1,325,000	

Quarter 2 (April-May-June)				
ACD				
7	Regional Co-Pub (Farm Primers)	Public Bidding	245,000	Last half of June
ARMRD				
1	1. Training Manual: Organic Agriculture in the Philippines (2008)	Public Bidding	100,000	Last half of June
FERD				
1	1. IB: National S&T Agenda on Climate Change	Public Bidding	100,000	Last half of June
1	2. Manual: Diagnostic assessment of ecotourism sites	Public Bidding	100,000	Last half of June
TOPD				
29	1-29. IB: UPLB-PCARRD Collaboration	Public Bidding	300,000	Last half of June
SERD				
1	4. BS: Impact evaluation of the PCARRD TGP	Public Bidding	100,000	Last half of June
	5. BS: Supply chain improvement for selected commodities in AFNR (Batch1, Phase1)	Public Bidding		Last half of June
CRD				
1	1. IB: Production guide on papayang uwak	Canvass	50,000	April
1	2. Poster: (Common pests of banana or banana varieties)	Canvass	30,000	April
SERD				
	1. Socio Economics of Climate Change. Human Capital Dimension in AFNR	Canvass		June
	2. Investment Portfolio: S&T Agenda on Climate Change in AFNR	Canvass		
1	PB: Supply Chain Improvement on Mango	Canvass	25,000	April
43	Sub-total		1,050,000	
Quarter 3 (July-August-September)				
ARMRD				
1	1. Manual: Swine Waste Management	Public Bidding	60,000	Last half of September
CRD				
	1. BS: Hoya	Public Bidding		Last half of September
SERD				
	1. BS: Impact Assessment of R&D Projects in AFNR	Public Bidding		Last half of September
ARMRD				
	1. Flyer/IB: Crop production, the EPP way	Canvass		July
CRD				
	1. Poster: New Ornamental Plants/NSIC	Canvass		July
	2. IB: Spathoglottis	Canvass		July
	3. IB: Banana (IPM or Postharvest and Packaging)	Canvass		July
	4. Poster: PGR	Canvass		July
	5. IB: Mango Postharvest & Packaging (Rice weed management)	Canvass		July
TOPD				
	6. TG Series#3: Best FITS Centers	Canvass		July
	7. TG Series #4 Impact Assessment	Canvass		July
1	Sub-total		60,000	

Quarter 4 (October-November-December)

ARMRD	PR: Water-saving Technologies for Agriculture	Public Bidding		Last half of December
LRD	1. PR Native Chicken	Public Bidding		Last half of October
	2. Swine Record Keeping	Public Bidding		Last half of October
	3. PR for Goat (Revised)	Public Bidding		Packaging
TOPD				
	3. TG Series #6: K-Agrinet Good Practices	Canvass		Q4-Oct
	8. TG Series #5: STBF/Farm Primer	Canvass		Q4-Nov
	5. S&T Anchor Banana (Leaflets 8 titles)	Canvass		Q4-Dec
FERD				
	3. IB: IDSS for Fire and Landslide Hazard Management	Canvass		Q4-Oct
	4. Manual: Production technology for jatropha	Canvass		Q4-Nov
	5. Manual: Production technology for selected natural dye	Canvass		Q4-Dec
	Sub-total			
58	Sub-total for Tech-based		2,435,000	
70	GRAND TOTAL		3,625,000	

Project Procurement Management Plan (PPMP) for 2010

Printing Services

Name/Type of Project	Project Component*	Estimated Budget (P)	Time Schedule
A.1. Services	Printing of Publications		
	A. Corporate Publications	1,440,000	Q1-Q4
	B. Techno-based Publications (including S&M)	2,435,000	Q1-Q4
Total		3,875,000	


Prepared by:

Noted:

C.B. Alamban
C.B. ALAMBAN
 SRSI

[Signature]
LILY ANN D. LANDO
 Director-ACD

As of January 19, 2010



Form B				
B1. Printing Services (supporting document of A.1)				
Project Procurement Management Plan (PPMP) for 2010				
Printing Services				
	<i>Project Component</i>	<i>Suggested Mode</i>	<i>Estimated Budget</i>	<i>Time Schedule (Invitation to Bid)</i>
A. Corporate Publications (12) Charged to Current Appropriation				
4	PCARRD Monitor	Public Bidding	240,000	First half of March
4	PCARRD Farmnews	Public Bidding	200,000	First half of March
1	PCARRD Annual Report 2008	Public Bidding	300,000	First half of March
1	PCARRD Leaflet	Canvass	50,000	June
1	PCARRD Highlights 2008	Public Bidding	250,000	First half of June
1	PCARRD Utility Bag including promo materials)	Public Bidding	200,000	Fist half of September
1	PCARRD Planner 2011	Public Bidding	200,000	First half of September
13	Sub-total		1,440,000	
B. Techno-Based Publications (60) - Charged to Enhancing FITS 2010				
<i>Quarter 1 (January-February-March)</i>				
ACD			150,000	(S&M)
1	1. PR Chrysanthemum (Reprint)	Public Bidding	150,000	First half of March
1	2. PR Pork (reprint)	Public Bidding	100,000	First half of March
1	3. PR Pineapple	Public Bidding	100,000	First half of March
CRD				
1	1. IB: Sweet Sorghum Pests	Canvass	50,000	First half of March
1	2. IB: Sweet Sorghum Diseases	Canvass	50,000	First half of March
SERD				
1	1. PA: 25-Dairy Cattle Module	Public Bidding	50,000	First half of March
1	2. PA: Sugar production from coconut sap	Public Bidding	50,000	Last half of April
1	3. PA: Village level Jatropha oil production	Public Bidding	50,000	Last half of April
TOPD				
1	1. PMA Leaflet	Canvass	25,000	January
	2. UPLB Komiks & Manual	For release to UPLB	400,000	April
SERD				
1	1. FS: Conservation farming village	Canvass	30,000	February
1	2. FS: Invest in Dairy Cattle Farming	Canvass	30,000	February
1	3. FS: Dairy cattle farming: a flourishing contribution to rural growth	Canvass	30,000	February
1	4. FS: Cocosugar	Canvass	30,000	March
ARMRD				
1	1. Industry Situationer: Ag Mechanization	Canvass	30,000	April
1	2. Industry Situationer: Organic Agriculture (concepts, industry, biofertilizer, organic fertilizer, biopesticide)	Canvass	30,000	April
CRD				
1	1. Poster: Spathoglottis	Canvass	30,000	April
16	Sub-total		1,385,000	

Quarter 2 (April-May-June)				
ACD				
7	Regional Co-Pub (Farm Primers)	Public Bidding	245,000	Last half of June
ARMRD				
1	1. Training Manual: Organic Agriculture in the Philippines (2008)	Public Bidding	100,000	Last half of June
FERD				
1	1. IB: National S&T Agenda on Climate Change	Public Bidding	100,000	Last half of June
1	2. Manual: Diagnostic assessment of ecotourism sites	Public Bidding	100,000	Last half of June
TOPD				
29	1-29. IB: UPLB-PCARRD Collaboration	Public Bidding	300,000	Last half of June
SERD				
1	4. BS: Impact evaluation of the PCARRD TGP	Public Bidding	100,000	Last half of June
	5. BS: Supply chain improvement for selected commodities in AFNR (Batch1, Phase1)	Public Bidding		Last half of June
CRD				
1	1. IB: Production guide on papayang uwak	Canvass	50,000	April
1	2. Poster: (Common pests of banana or banana varieties)	Canvass	30,000	April
SERD				
	1. Socio Economics of Climate Change. Human Capital Dimension in AFNR	Canvass		June
	2. Investment Portfolio: S&T Agenda on Climate Change in AFNR	Canvass		
1	PB: Supply Chain Improvement on Mango	Canvass	25,000	April
43	Sub-total		1,050,000	
Quarter 3 (July-August-September)				
ARMRD				
	1. Manual: Swine Waste Management	Public Bidding		Last half of September
CRD				
	1. BS: Hoya	Public Bidding		Last half of September
SERD				
	1. BS: Impact Assessment of R&D Projects in AFNR	Public Bidding		Last half of September
ARMRD				
	1. Flyer/IB: Crop production, the EPP way	Canvass		July
CRD				
	1. Poster: New Ornamental Plants/NSIC	Canvass		July
	2. IB: Spathoglottis	Canvass		July
	3. IB: Banana (IPM or Postharvest and Packaging)	Canvass		July
	4. Poster: PGR	Canvass		July
	5. IB: Mango Postharvest & Packaging (Rice weed management)	Canvass		July
TOPD				
	6. TG Series#3: Best FITS Centers	Canvass		July
	7. TG Series #4 Impact Assessment	Canvass		July
	Sub-total			

Quarter 4 (October-November-December)

ARMRD			
	PR: Water-saving Technologies for Agriculture	Public Bidding	Last half of December
LRD			
	1. PR Native Chicken	Public Bidding	Last half of October
	2. Swine Record Keeping	Public Bidding	Last half of October
	3. PR for Goat (Revised)	Public Bidding	Packaging
TOPD			
	3. TG Series #6: K-Agrinet Good Practices	Canvass	Q4-Oct
	8. TG Series #5: STBF/Farm Primer	Canvass	Q4-Nov
	5. S&T Anchor Banana (Leaflets 8 titles)	Canvass	Q4-Dec
FERD			
	3. IB: IDSS for Fire and Landslide Hazard Management	Canvass	Q4-Oct
	4. Manual: Production technology for jatropa	Canvass	Q4-Nov
	5. Manual: Production technology for selected natural dye	Canvass	Q4-Dec
Sub-total			
59	Sub-total for Tech-based		2,435,000
72	GRAND TOTAL		3,875,000

Project Procurement Management Plan (PPMP) for 2010

Printing Services


Name/Type of Project	Project Component*	Estimated Budget (P)	Time Schedule
A.1. Services	Printing of Publications		
	A. Corporate Publications	1,440,000	Q1-Q4
	B. Techno-based Publications (including S&M)	2,190,000	Q1-Q4
Total		3,630,000	

Prepared by:

Noted:

C.B. Alamban
C.B. ALAMBAN
 SRSI

[Signature]
LILY ANN D. LANDO
 Director-ACD



H015

Form B				
B1. Printing Services (supporting document of A.1)				
Project Procurement Management Plan (PPMP) for 2010				
Printing Services				
	<i>Project Component</i>	<i>Suggested Mode</i>	<i>Estimated Budget</i>	<i>Time Schedule (Invitation to Bid)</i>
A. Corporate Publications (12) Charged to Current Appropriation				
4	PCARRD Monitor	Public Bidding	240,000	First half of March
4	PCARRD Farmnews	Public Bidding	200,000	First half of March
1	PCARRD Annual Report 2008	Public Bidding	250,000	First half of March
1	PCARRD Leaflet	Canvass	50,000	June
1	PCARRD Highlights 2008	Public Bidding	250,000	First half of June
1	PCARRD CORPLAN	Public Bidding	250,000	Fist half of September
1	PCARRD Planner 2011	Public Bidding	200,000	First half of September
13	Sub-total		1,440,000	
B. Techno-Based Publications (60) - Charged to Enhancing FITS 2010				
<i>Quarter 1 (January-February-March)</i>				
ACD			150,000	(S&M)
1	1 PR Chrysanthemum (Reprint)	Public Bidding	150,000	First half of March
1	2. PR Pork (reprint)	Public Bidding	100,000	First half of March
CRD				
1	1. Manual on Sweet Sorghum Pests and Diseases	Public Bidding	100,000	First half of March
SERD				
1	1. PA: 25-Dairy Cattle Module	Public Bidding	50,000	First half of March
1	2. PA: Sugar production from coconut sap	Public Bidding	50,000	Last half of April
1	3. PA: Village level Jatropha oil production	Public Bidding	50,000	Last half of April
TOPD				
1	1. PMA Leaflet	Canvass	25,000	January
SERD				
1	1. FS: Conservation farming village	Canvass	30,000	February
1	2. FS: Invest in Dairy Cattle Farming	Canvass	30,000	February
1	3. FS: Dairy cattle farming: a flourishing contribution to rural growth	Canvass	30,000	February
1	4. FS: Cocosugar	Canvass	30,000	March
ARMRD				
1	1. Industry Situationer: Ag Mechanization	Canvass	30,000	April
1	2. Industry Situationer: Organic Agriculture (concepts, industry, biofertilizer, organic fertilizer, biopesticide)	Canvass	30,000	April
CRD				
1	1. Poster: Spathoglottis	Canvass	30,000	April
14	Sub-total		885,000	

Quarter 2 (April-May-June)				
ACD				
7	Regional Co-Pub (Farm Primers)	Public Bidding	245,000	Last half of June
ARMRD				
1	1. Training Manual: Organic Agriculture in the Philippines (2008)	Public Bidding	100,000	Last half of June
FERD				
1	1. IB: National S&T Agenda on Climate Change	Public Bidding	150,000	Last half of June
1	2. Manual: Diagnostic assessment of ecotourism sites	Public Bidding	150,000	Last half of June
TOPD				
29	1-29. IB: UPLB-PCARRD Collaboration	Public Bidding	300,000	Last half of June
SERD				
1	4. BS: Impact evaluation of the PCARRD TGP	Public Bidding	100,000	Last half of June
1	5. BS: Supply chain improvement for selected commodities in AFNR (Batch1, Phase1)	Public Bidding	100,000	Last half of June
CRD				
1	1. IB: Production guide on papayang uwak	Canvass	50,000	April
1	2. Poster: (Common pests of banana or banana varieties)	Canvass	30,000	April
SERD				
1	1. Socio Economics of Climate Change. Human Capital Dimension in AFNR	Canvass	30,000	June
1	2. Investment Portfolio: S&T Agenda on Climate Change in AFNR	Canvass	25,000	June
1	PB: Supply Chain Improvement on Mango	Canvass	25,000	April
46	Sub-total		1,305,000	
Quarter 3 (July-August-September)				
ARMRD				
1	1. Manual: Swine Waste Management	Public Bidding		Last half of September
ERD				
1	1. BS: Hoya	Public Bidding		Last half of September
ERD				
1	1. BS: Impact Assessment of R&D Projects in AFNR	Public Bidding		Last half of September
ARMRD				
1	1. Flyer/IB: Crop production, the EPP way	Canvass		July
RD				
1	1. Poster: New Ornamental Plants/NSIC	Canvass		July
2	2. IB: Spathoglottis	Canvass		July
3	3. IB: Banana (IPM or Postharvest and Packaging)	Canvass		July
4	4. Poster: PGR	Canvass		July
5	5. IB: Mango Postharvest & Packaging (Rice weed management)	Canvass		July
OPD				
6	6. TG Series#3: Best FITS Centers	Canvass		July
7	7. TG Series #4 Impact Assessment	Canvass		July
	Sub-total			

Quarter 4 (October-November-December)


ARMRD	PR: Water-saving Technologies for Agriculture	Public Bidding		Last half of December
LRD				
	1. PR Native Chicken	Public Bidding		Last half of October
	2. Swine Record Keeping	Public Bidding		Last half of October
	3. PR for Goat (Revised)	Public Bidding		Packaging
TOPD				
	3. TG Series #6: K-Agrinet Good Practices	Canvass		Q4-Oct
	8. TG Series #5: STBF/Farm Primer	Canvass		Q4-Nov
	5. S&T Anchor Banana (Leaflets 8 titles)	Canvass		Q4-Dec
FERD				
	3. IB: IDSS for Fire and Landslide Hazard Management	Canvass		Q4-Oct
	4. Manual: Production technology for jatropa	Canvass		Q4-Nov
	5. Manual: Production technology for selected natural dye	Canvass		Q4-Dec
Sub-total.				-
60	Sub-total for Tech-based		2,190,000	
73	GRAND TOTAL		3,630,000	

**Project Procurement Management Plan (PPMP)
for Civil Works - CY 2010**

Procurement Coordinating Unit : **IDD**
Submission No. : **1**

Project Component/Title	Suggested Mode	Estimated Budget	Time Schedule (IAEB)	Source of Fund
I. CIVIL WORKS:				
1. Improvement Works at the ACD Office	Public bidding	P 1,212,500	First Half of February	2010 Regular Appropriation
2. Improvement Works at the Finance and Administrative Division (FAD) office (Budget, Accounting, Personnel, Cash, and Records Sections) Including COA and PARRFI	Public bidding	P 1,843,000	First Half of February	2010 Regular Appropriation
3. Rehabilitation of Feeder Lines from Main Distribution Panel (MDP) to Sub-Panel of EO Tan Hall	Public bidding	P 600,000	Second Half of July	2010 Regular Appropriation
Total for Civil Works		P 3,655,500		
II. Consulting Services:				
1. Preparation of Designs/Drawings, Technical Specifications and Bid Documents for the proposed "Improvement Works at the ACD Office"	Public bidding	P 37,500	2nd Half of January	2010 Regular Appropriation
2. Preparation of Designs/Drawings, Technical Specifications and Bid Documents for the proposed "Improvement Works at the Finance and Administrative Division (FAD) office (Budget, Accounting, Personnel, Cash, and Records Sections) Including COA and PARRFI"	Public bidding	P 57,000	2nd Half of January	2010 Regular Appropriation
Total for Consulting Services		P 94,500		
Grand Total		P 3,750,000		

Prepared By:


ELEANOR M. OCAMPO
Adm. Asst. V

Approved:


ELAINE F. LANTING
Acting Director, IDD

7/21/20

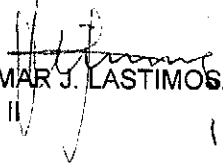
2010 FACILITIES DEVELOPMENT - SECRETARIAT - Equipment Outlay

Project Procurement Management Plan (PPMP)

Implementing Division/Unit: INSTITUTION DEVELOPMENT DIVISION


Type of Project	Title of Project/s	Suggested Mode	Estimated Budget	Time Schedule
I. Equipment Acquisition				
	1. Servers, 5 units	Public Bidding	P 450,000	Q3

Prepared by:



WILMAR J. LASTIMOSA
SRS II 1/18

Noted:


ELAINE F. LANTING
Acting Director, IDD



MANAGEMENT INFORMATION SERVICES DIVISION



27 January 2010

Dir. RICHARD M. JUANILLO
Bids and Awards Committee Chairperson
PCARRD

Dear Dir. Juanillo:

Following the required format of your issued Memorandum dated 4 January 2010, we are submitting herewith the consolidated 2010 Project Procurement Management Plan for ICT Hardware, Software and Services.

We apologize for the delayed submission.

Thank you.

Very truly yours,


LUZ C. FIRMALINO
Director

cc: FAD-Property

CONSOLIDATED PROJECT PROCUREMENT MANAGEMENT PLAN (SUMMARY)

Division: MANAGEMENT INFORMATION SERVICES DIVISION

Name/Type of Project	Project Component	Estimated Budget (P)	Time Schedule
A. Divisional Regional Operations	- Peripherals	265,530.00 190,913.00 28,179.00 31,072.00 15,386.00	Q1 Q2 Q3 Q4
	- Software Anti-virus (MISD Fix)	130,000.00	Q1
B. CINS	- Peripherals	15,970.00	Q1
C. STBF	- Peripherals CRD	36,700.00	Q1
	- Software Windows 7	9,000.00	Q1
D. National Integrated Banana (2.3) National Integrated Banana (2.4) Managemt Coordintion	- Peripherals	41,959.00	Q1
	- Connectivity	1,000.00	Q1-Q4
E. Varietal Improvement	- Peripherals	14,900.00	Q1
F. National Horticulture Program	- Peripherals	50,900.00	Q1
G. GC	- Peripherals	8,000.00	Q2
H. Software Acqution/Subsription (MISD)	Joomla (MISD) Flipping Page (ACD)		Q1-Q4
J. BAC	- Peripherals	800.00	Q1
K. 2010 NSTW	- Peripherals	6,800.00	Q1
L. Media Relations	- Peripherals	4,515.00	Q1
M. Techno-Based Publications	- Peripherals	12,520.00 400.00	Q1 Q2
N. ISO	- Peripherals	25,600.00	Q1
O. Website Establishment	Consultancy	30,000.00	Q1-Q3
P. Connectivity		1,308,340.00	
	PLDT WeRoam (12 units)	216,000.00	Q1 - Q4
	PLDT WeRoam (3 Units)	76,752.00	Q1 - Q4
	Globe Postpaid (1 Unit - FNU)	11,988.00	Q1 - Q4
	Globe Postpaid (1 Unit - SMS)	21,600.00	Q1 - Q4
	Smart Prepaid Cards (1 - FNU)	6,000.00	Q1 - Q4
	SMART Postpaid (1 Unit - SMS)	30,000.00	Q1 - Q4
	Globe Prepaid Cards	168,000.00	Q1 - Q4
E1 line	778,000.00	Q1 - Q4	
TOTAL		1,971,994.00	

Project Procurement Management Plan for **ICT HW, SW and Services 2010**

Procurement Coordinating Unit: Management Information Services Division

Submission No. 1

Project Component	Suggested Mode	Estimated Budget	Time Schedule (invitation to bid)
A Peripherals	Shopping	382,617.00 34,579.00 31,072.00 15,386.00	1st half of February 2010 1st half of May 2010 2nd half of August 2010 2nd half of November 2010
B Equipment	Public Bidding		2nd half of May 2009
C Connectivity	Direct contracting (Sec. 50-B)	1,309,340.00	2nd half January 2010
D SW Acquisition/Subscription	Direct contracting (Sec. 50-B)	50,000.00	2nd half January 2010
E Consultancy	Direct contracting (Sec. 50-B)	10,000.00	2nd half February 2009
F SW Acquisition	Shopping	139,000.00	2nd half February 2009

Total Amount

1,971,994.00

OFFICE of the DEPUTY EXECUTIVE DIRECTOR for
INSTITUTION DEVELOPMENT and RESOURCE MANAGEMENT

04 January 2010

Memorandum No. 002
Series of 2010

FOR : Executive Director
Deputy Executive Director for R&D
Division Directors

Procurement Coordinating Units

Dr. Elaine Lanting, IDD for Civil Works, Equipment, Training
Dr. Lily Ann Lando, ACD for Publication
Ms. Luz C. Firmalino, MISD for ICT H/W, S/W, Licenses, Connectivity
Ms. Emerita A. Huelgas, FAD for Supplies & Materials and Services

FROM: *Richard M. Juanillo*
RICHARD M. JUANILLO
BAC Chairperson

SUBJECT: Project Procurement Management Plan (PPMP) for 2010

In compliance with Section 7 of RA 9184 and its IRR-A, please prepare your divisional Project Procurement Management Plan (PPMP) as an input to the PCARRD Annual Procurement Plan (APP) to document the entirety of our procurement activities for 2010. Below is a sample format of a divisional PPMP:

Form A - summarizes the divisional procurement activities
Form B - inventory/issuance monitoring document of the divisions for supplies and materials only

Form A (should have a corresponding itemized supporting list using form B)

Name/Type of Project	Project Component*	Estimated Budget (P)	Time Schedule
A.1. PQA	Supplies and materials	21,000	Q1-Q4
	Services (food)	4,000	Q1-Q4
Total		25,000	

*Project component classifications are as follows:

- Supplies and materials
- Services (food, accommodation, rent-a-car, printing, repair, etc.)
- ICT HW/SW
- ICT Services
- Equipment
- Consulting Services
- Civil works

FAD - *1/17*
MISD - *1/17/10*
FERO - *1/17/10*

OED - *1/17*
RO - *1/17*
IDRM - *1/16*
PDD - *1/17*
IDD - *1/17/10*
LRD - *1/17/10*

SERO - *1/17/10*
ARMRO - *1/17*
TOPD - *1/17*
CRD - *1/17/10*
ACD - *1/16/10*

Form B (applicable for S&M and services only)
B.1. PQA (supporting document of A.1.)

Project Component	(Qty) Q1	(Qty) Q2	(Qty) Q3	(Qty) Q4	Total
Supplies and Materials					
Paper A4 (P175/ream)	(2) 350.	(4) 700	350		1,400
Ink (no. 23)	(1) 1,800	1,800	1,800		5,400
Ink (No. 15)	(1) 1,800	1,800	1,800		5,400
Toner (Toshiba T-1640D-5K)		(1) 4,600			4,600
Gasoline	1,000	1,000	1,000	1,200	4,200
Food	1,000	1,000	1,000	1,000	4,000
Total	5,950	10,900	5,950	2,200	25,000

It is requested that divisional approved PPMP will be submitted to the respective procurement coordinating units on or before January 15, 2010. The procurement coordinating units are likewise requested to submit the approved consolidated PPMPs with supporting divisional PPMPs (forms A and B when applicable) on or before January 29, 2010 to the BAC Chairperson. In the consolidation of the divisional PPMPs by the procurement coordinating units, the following sample format should be followed:

Project Procurement Management Plan for Goods 2009
 Procurement Coordinating Unit: Property, FAD
 Submission No. 1

Project Component	Suggested mode	Estimated budget	Time Schedule (invitation to bid)
Supplies and Materials	Public bidding	P300,000	First half of March
Food Services	Negotiated	P50,000	Second half of June

For an efficient management and conduct of procurement transactions, divisions may submit additional or revised PPMPs before the beginning of each remaining three quarters of the year to the respective coordinating units. The BAC will only consolidate a maximum of four PPMPs each for goods, consulting, and civil works for the year. Hence, we would like to request you to include those recently approved projects based on proposed budget and provide for foreseeable emergency activities based on historical records.

No government procurement, regardless of amount and source of fund, shall be undertaken unless it is in accordance with the agency approved APP.

For further clarification, please consult the BAC Secretariat. Thank you.